Hepatic stellate cells
Pancreatic stellate cells
Müller cells
Fibroblasts
Myofibroblasts
Smooth muscle cells
Endothelial cells
Mesangial cells
Osteoblasts
Pericytes
Platelets
Natural killer T cells
Glomus cells
Stromal cells
Bergmann glia
Megakaryocytes
Interneurons
Chondrocytes
Neurons
Plasma cells
Meningeal cells
Chromaffin cells
Erythroblasts
Neuroendocrine cells
Leydig cells
Beta cells
Retinal progenitor cells
Undefined placental cells
Hepatoblasts
Spermatocytes
Foveolar cells
Peritubular myoid cells
Epithelial cells
Ductal cells
Luminal epithelial cells
Airway goblet cells
Cholangiocytes
Distal tubule cells
Sertoli cells
Crypt cells
Dopaminergic neurons
Tanycytes
Myeloid−derived suppressor cells
T memory cells
Neutrophils
Erythroid−like and erythroid precursor cells
Microglia
Monocytes
Dendritic cells
Endothelial cells (blood brain barrier)
Enteric glia cells
Anterior pituitary gland cells
Delta cells
Epsilon cells
Loop of Henle cells
Mesothelial cells
Neural stem/precursor cells
Goblet cells
Clara cells
Paneth cells
Acinar cells
Schwann cells
Parietal cells
Microfold cells
Gamma delta T cells
Embryonic stem cells
Podocytes
Adipocyte progenitor cells
Adipocytes
Kidney progenitor cells
GABAergic neurons
Peri−islet Schwann cells
Pulmonary alveolar type I cells
Astrocytes
Melanocytes
Adrenergic neurons
Airway epithelial cells
Airway smooth muscle cells
Alpha cells
COL1A1
COL4A1
MGP
DLK1
OLFM4
S100A9
CXCL14
MUC5B
PDK4
PAX2
MALAT1
Pvalue(−log10)
15
10
5
0

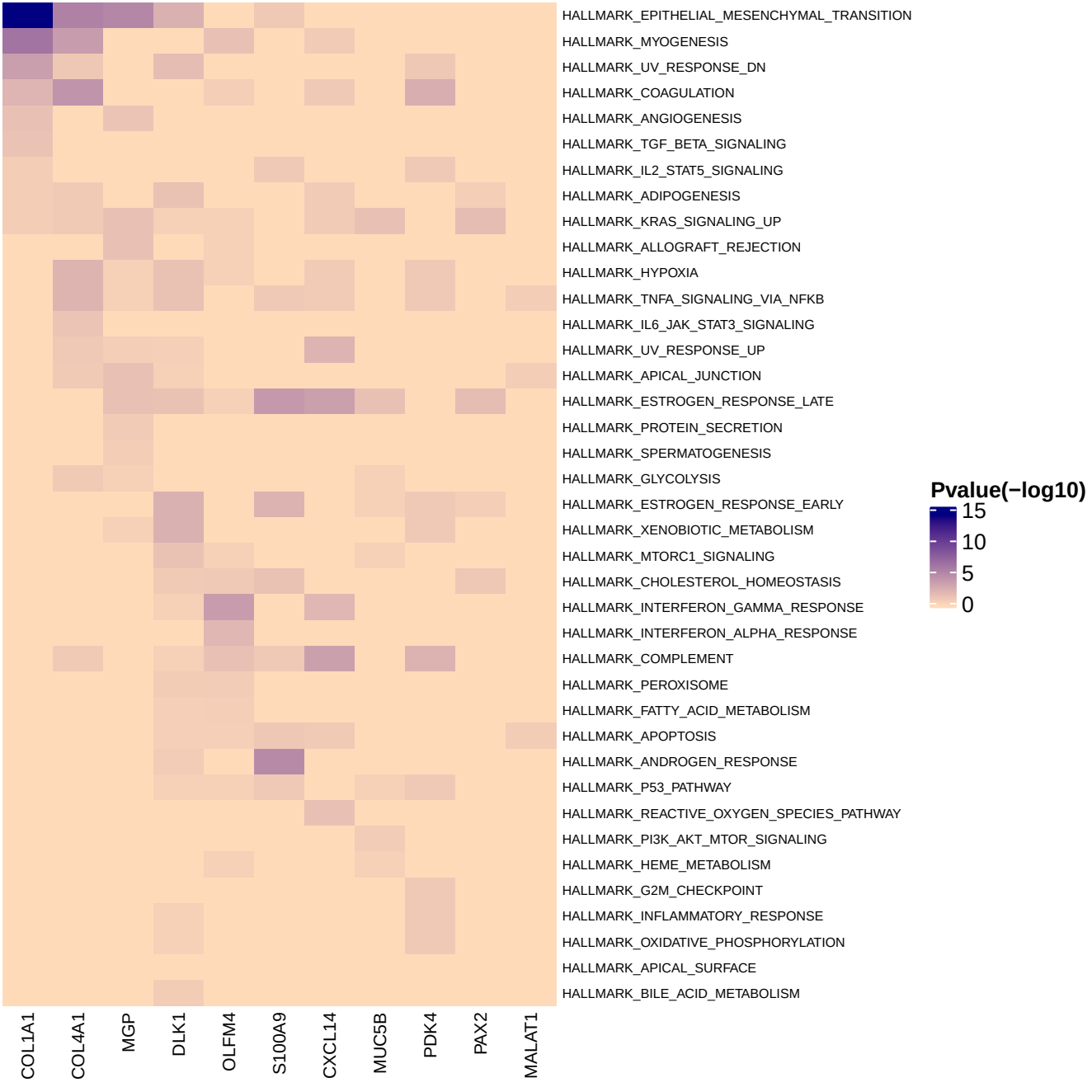
HALLMARK_EPITHELIAL_MESENCHYMAL_TRANSITION
HALLMARK_MYOGENESIS
HALLMARK_UV_RESPONSE_DN
HALLMARK_COAGULATION
HALLMARK_ANGIOGENESIS
HALLMARK_TGF_BETA_SIGNALING
HALLMARK_IL2_STAT5_SIGNALING
HALLMARK_ADIPOGENESIS
HALLMARK_KRAS_SIGNALING_UP
HALLMARK_ALLOGRAFT_REJECTION
HALLMARK_HYPOXIA
HALLMARK_TNFA_SIGNALING_VIA_NFKB
HALLMARK_IL6_JAK_STAT3_SIGNALING
HALLMARK_UV_RESPONSE_UP
HALLMARK_APICAL_JUNCTION
HALLMARK_ESTROGEN_RESPONSE_LATE
HALLMARK_PROTEIN_SECRETION
HALLMARK_SPERMATOGENESIS
HALLMARK_GLYCOLYSIS
HALLMARK_ESTROGEN_RESPONSE_EARLY
HALLMARK_XENOBIOTIC_METABOLISM
HALLMARK_MTORC1_SIGNALING
HALLMARK_CHOLESTEROL_HOMEOSTASIS
HALLMARK_INTERFERON_GAMMA_RESPONSE
HALLMARK_INTERFERON_ALPHA_RESPONSE
HALLMARK_COMPLEMENT
HALLMARK_PEROXISOME
HALLMARK_FATTY_ACID_METABOLISM
HALLMARK_APOPTOSIS
HALLMARK_ANDROGEN_RESPONSE
HALLMARK_P53_PATHWAY
HALLMARK_REACTIVE_OXYGEN_SPECIES_PATHWAY
HALLMARK_PI3K_AKT_MTOR_SIGNALING
HALLMARK_HEME_METABOLISM
HALLMARK_G2M_CHECKPOINT
HALLMARK_INFLAMMATORY_RESPONSE
HALLMARK_OXIDATIVE_PHOSPHORYLATION
HALLMARK_APICAL_SURFACE
HALLMARK_BILE_ACID_METABOLISM
COL1A1
COL4A1
MGP
DLK1
OLFM4
S100A9
CXCL14
MUC5B
PDK4
PAX2
MALAT1
Pvalue(−log10)
15
10
5
0

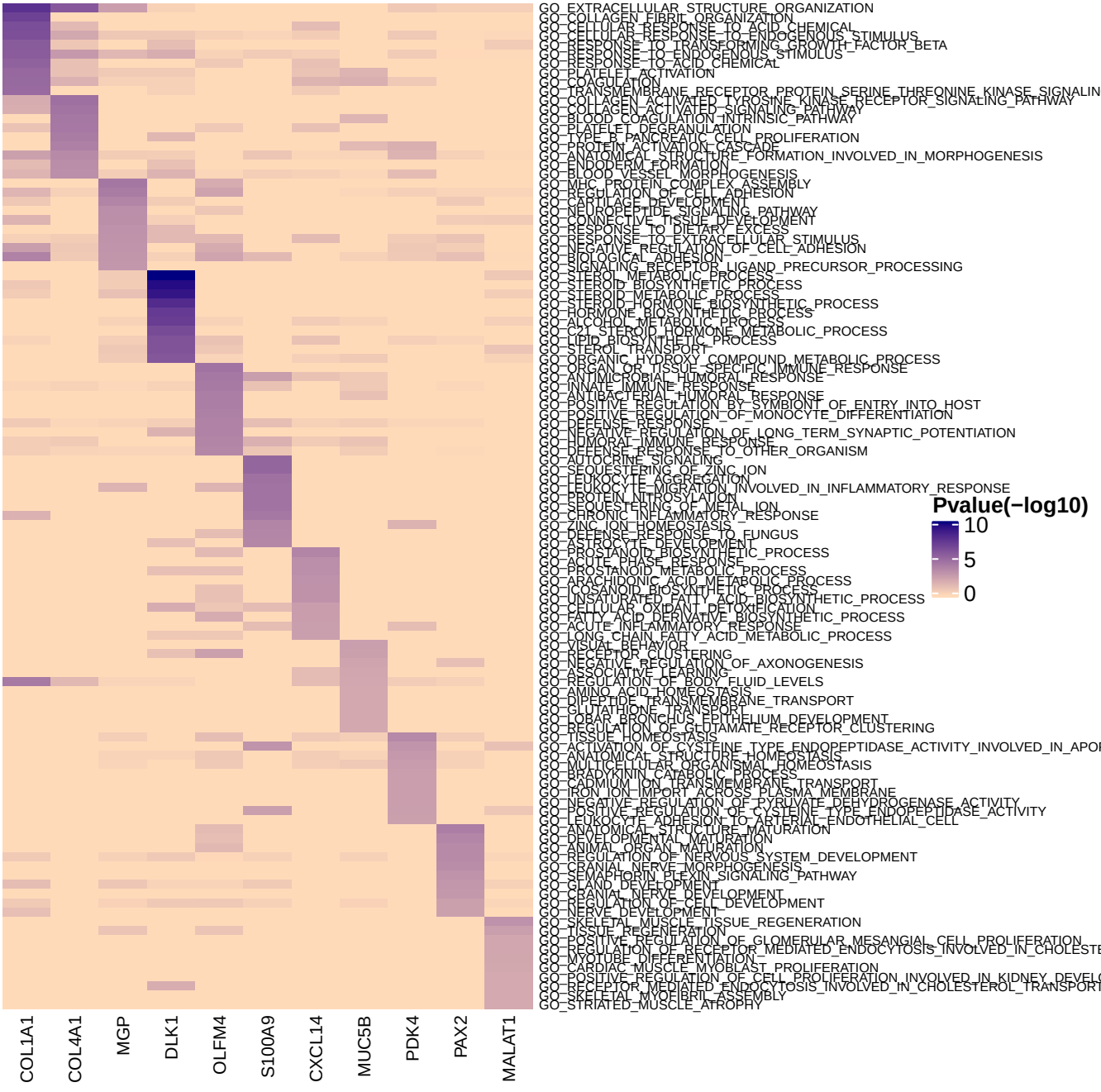
GO_EXTRACELLULAR_STRUCTURE_ORGANIZATION
GO_COLLAGEN_FIBRIL_ORGANIZATION
GO_CELLULAR_RESPONSE_TO_ACID_CHEMICAL
GO_CELLULAR_RESPONSE_TO_ENDOGENOUS_STIMULUS
GO_RESPONSE_TO_TRANSFORMING_GROWTH_FACTOR_BETA
GO_RESPONSE_TO_ENDOGENOUS_STIMULUS
GO_RESPONSE_TO_ACID_CHEMICAL
GO_PLATELET_ACTIVATION
GO_COAGULATION
GO_TRANSMEMBRANE_RECEPTOR_PROTEIN_SERINE_THREONINE_KINASE_SIGNALIN
GO_COLLAGEN_ACTIVATED_TYROSINE_KINASE_RECEPTOR_SIGNALING_PATHWAY
GO_COLLAGEN_ACTIVATED_SIGNALING_PATHWAY
GO_BLOOD_COAGULATION_INTRINSIC_PATHWAY
GO_PLATELET_DEGRANULATION
GO_TYPE_B_PANCREATIC_CELL_PROLIFERATION
GO_PROTEIN_ACTIVATION_CASCADE
GO_ANATOMICAL_STRUCTURE_FORMATION_INVOLVED_IN_MORPHOGENESIS
GO_ENDODERM_FORMATION
GO_BLOOD_VESSEL_MORPHOGENESIS
GO_MHC_PROTEIN_COMPLEX_ASSEMBLY
GO_REGULATION_OF_CELL_ADHESION
GO_CARTILAGE_DEVELOPMENT
GO_NEUROPEPTIDE_SIGNALING_PATHWAY
GO_CONNECTIVE_TISSUE_DEVELOPMENT
GO_RESPONSE_TO_DIETARY_EXCESS
GO_RESPONSE_TO_EXTRACELLULAR_STIMULUS
GO_NEGATIVE_REGULATION_OF_CELL_ADHESION
GO_BIOLOGICAL_ADHESION
GO_SIGNALING_RECEPTOR_LIGAND_PRECURSOR_PROCESSING
GO_STEROL_METABOLIC_PROCESS
GO_STEROID_BIOSYNTHETIC_PROCESS
GO_STEROID_METABOLIC_PROCESS
GO_STEROID_HORMONE_BIOSYNTHETIC_PROCESS
GO_HORMONE_BIOSYNTHETIC_PROCESS
GO_ALCOHOL_METABOLIC_PROCESS
GO_C21_STEROID_HORMONE_METABOLIC_PROCESS
GO_LIPID_BIOSYNTHETIC_PROCESS
GO_STEROL_TRANSPORT
GO_ORGANIC_HYDROXY_COMPOUND_METABOLIC_PROCESS
GO_ORGAN_OR_TISSUE_SPECIFIC_IMMUNE_RESPONSE
GO_ANTIMICROBIAL_HUMORAL_RESPONSE
GO_INNATE_IMMUNE_RESPONSE
GO_ANTIBACTERIAL_HUMORAL_RESPONSE
GO_POSITIVE_REGULATION_BY_SYMBIONT_OF_ENTRY_INTO_HOST
GO_POSITIVE_REGULATION_OF_MONOCYTE_DIFFERENTIATION
GO_DEFENSE_RESPONSE
GO_NEGATIVE_REGULATION_OF_LONG_TERM_SYNAPTIC_POTENTIATION
GO_HUMORAL_IMMUNE_RESPONSE
GO_DEFENSE_RESPONSE_TO_OTHER_ORGANISM
GO_AUTOCRINE_SIGNALING
GO_SEQUESTERING_OF_ZINC_ION
GO_LEUKOCYTE_AGGREGATION
GO_LEUKOCYTE_MIGRATION_INVOLVED_IN_INFLAMMATORY_RESPONSE
GO_PROTEIN_NITROSYLATION
GO_SEQUESTERING_OF_METAL_ION
GO_CHRONIC_INFLAMMATORY_RESPONSE
GO_ZINC_ION_HOMEOSTASIS
GO_DEFENSE_RESPONSE_TO_FUNGUS
GO_ASTROCYTE_DEVELOPMENT
GO_PROSTANOID_BIOSYNTHETIC_PROCESS
GO_ACUTE_PHASE_RESPONSE
GO_PROSTANOID_METABOLIC_PROCESS
GO_ARACHIDONIC_ACID_METABOLIC_PROCESS
GO_EICOSANOID_BIOSYNTHETIC_PROCESS
GO_UNSATURATED_FATTY_ACID_BIOSYNTHETIC_PROCESS
GO_CELLULAR_OXIDANT_DETOXIFICATION
GO_FATTY_ACID_DERIVATIVE_BIOSYNTHETIC_PROCESS
GO_ACUTE_INFLAMMATORY_RESPONSE
GO_LONG_CHAIN_FATTY_ACID_METABOLIC_PROCESS
GO_VISUAL_BEHAVIOR
GO_RECEPTOR_CLUSTERING
GO_NEGATIVE_REGULATION_OF_AXONOGENESIS
GO_ASSOCIATIVE_LEARNING
GO_REGULATION_OF_BODY_FLUID_LEVELS
GO_AMINO_ACID_HOMEOSTASIS
GO_DIPEPTIDE_TRANSMEMBRANE_TRANSPORT
GO_GLUTATHIONE_TRANSPORT
GO_LOBAR_BRONCHUS_EPITHELIUM_DEVELOPMENT
GO_REGULATION_OF_GLUTAMATE_RECEPTOR_CLUSTERING
GO_TISSUE_HOMEOSTASIS
GO_ACTIVATION_OF_CYSTEINE_TYPE_ENDOPEPTIDASE_ACTIVITY_INVOLVED_IN_APO
GO_ANATOMICAL_STRUCTURE_HOMEOSTASIS
GO_MULTICELLULAR_ORGANISMAL_HOMEOSTASIS
GO_BRADYKININ_CATABOLIC_PROCESS
GO_CADMIUM_ION_TRANSMEMBRANE_TRANSPORT
GO_IRON_ION_IMPORT_ACROSS_PLASMA_MEMBRANE
GO_NEGATIVE_REGULATION_OF_PYRUVATE_DEHYDROGENASE_ACTIVITY
GO_POSITIVE_REGULATION_OF_CYSTEINE_TYPE_ENDOPEPTIDASE_ACTIVITY
GO_LEUKOCYTE_ADHESION_TO_ARTERIAL_ENDOTHELIAL_CELL
GO_ANATOMICAL_STRUCTURE_MATURATION
GO_DEVELOPMENTAL_MATURATION
GO_ANIMAL_ORGAN_MATURATION
GO_REGULATION_OF_NERVOUS_SYSTEM_DEVELOPMENT
GO_CRANIAL_NERVE_MORPHOGENESIS
GO_SEMAPHORIN_PLEXIN_SIGNALING_PATHWAY
GO_GLAND_DEVELOPMENT
GO_CRANIAL_NERVE_DEVELOPMENT
GO_REGULATION_OF_CELL_DEVELOPMENT
GO_NERVE_DEVELOPMENT
GO_SKELETAL_MUSCLE_TISSUE_REGENERATION
GO_TISSUE_REGENERATION
GO_POSITIVE_REGULATION_OF_GLOMERULAR_MESANGIAL_CELL_PROLIFERATION
GO_REGULATION_OF_RECEPTOR_MEDIATED_ENDOCYTOSIS_INVOLVED_IN_CHOLESTE
GO_MYOTUBE_DIFFERENTIATION
GO_CARDIAC_MUSCLE_MYOBLAST_PROLIFERATION
GO_POSITIVE_REGULATION_OF_CELL_PROLIFERATION_INVOLVED_IN_KIDNEY_DEVELO
GO_RECEPTOR_MEDIATED_ENDOCYTOSIS_INVOLVED_IN_CHOLESTEROL_TRANSPORT
GO_SKELETAL_MYOFIBRIL_ASSEMBLY
GO_STRIATED_MUSCLE_ATROPHY
Pvalue(−log10)
10
5
0
COL1A1
COL4A1
MGP
DLK1
OLFM4
S100A9
CXCL14
MUC5B
PDK4
PAX2
MALAT1

KEGG_ECM_RECEPTOR_INTERACTION
KEGG_FOCAL_ADHESION
KEGG_PRION_DISEASES
KEGG_BLADDER_CANCER
KEGG_P53_SIGNALING_PATHWAY
KEGG_COMPLEMENT_AND_COAGULATION_CASCADES
KEGG_TGF_BETA_SIGNALING_PATHWAY
KEGG_VASCULAR_SMOOTH_MUSCLE_CONTRACTION
KEGG_SYSTEMIC_LUPUS_ERYTHEMATOSUS
KEGG_WNT_SIGNALING_PATHWAY
KEGG_SMALL_CELL_LUNG_CANCER
KEGG_MAPK_SIGNALING_PATHWAY
KEGG_PATHWAYS_IN_CANCER
KEGG_ABC_TRANSPORTERS
KEGG_ACUTE_MYELOID_LEUKEMIA
KEGG_ADHERENS_JUNCTION
KEGG_AUTOIMMUNE_THYROID_DISEASE
KEGG_ASTHMA
KEGG_ALLOGRAFT_REJECTION
KEGG_GRAFT_VERSUS_HOST_DISEASE
KEGG_TYPE_I_DIABETES_MELLITUS
KEGG_INTESTINAL_IMMUNE_NETWORK_FOR_IGA_PRODUCTION
KEGG_VIBRIO_CHOLERAE_INFECTION
KEGG_VIRAL_MYOCARDITIS
KEGG_LEISHMANIA_INFECTION
KEGG_ANTIGEN_PROCESSING_AND_PRESENTATION
KEGG_STEROID_BIOSYNTHESIS
KEGG_STEROID_HORMONE_BIOSYNTHESIS
KEGG_GLUTATHIONE_METABOLISM
KEGG_BASAL_CELL_CARCINOMA
KEGG_HEDGEHOG_SIGNALING_PATHWAY
KEGG_METABOLISM_OF_XENOBIOTICS_BY_CYTOCHROME_P450
KEGG_DRUG_METABOLISM_CYTOCHROME_P450
KEGG_ALZHEIMERS_DISEASE
KEGG_ENDOCYTOSIS
KEGG_SPHINGOLIPID_METABOLISM
KEGG_FATTY_ACID_METABOLISM
KEGG_ADIPOCYTOKINE_SIGNALING_PATHWAY
KEGG_PANTOTHENATE_AND_COA_BIOSYNTHESIS
KEGG_RIBOFLAVIN_METABOLISM
KEGG_NICOTINATE_AND_NICOTINAMIDE_METABOLISM
KEGG_STARCH_AND_SUCROSE_METABOLISM
KEGG_ARGININE_AND_PROLINE_METABOLISM
KEGG_EPITHELIAL_CELL_SIGNALING_IN_HELICOBACTER_PYLORI_INFECTION
KEGG_OXIDATIVE_PHOSPHORYLATION
KEGG_CELL_ADHESION_MOLECULES_CAMS
KEGG_PURINE_METABOLISM
KEGG_ARACHIDONIC_ACID_METABOLISM
KEGG_VEGF_SIGNALING_PATHWAY
KEGG_FOLATE_BIOSYNTHESIS
KEGG_ALPHA_LINOLENIC_ACID_METABOLISM
KEGG_LINOLEIC_ACID_METABOLISM
KEGG_ETHER_LIPID_METABOLISM
KEGG_PORPHYRIN_AND_CHLOROPHYLL_METABOLISM
KEGG_HEMATOPOIETIC_CELL_LINEAGE
KEGG_LONG_TERM_DEPRESSION
KEGG_OOCYTE_MEIOSIS
KEGG_TIGHT_JUNCTION
KEGG_LYSOSOME
KEGG_UBIQUITIN_MEDIATED_PROTEOLYSIS
KEGG_ALANINE_ASPARTATE_AND_GLUTAMATE_METABOLISM
KEGG_ALDOSTERONE_REGULATED_SODIUM_REABSORPTION
KEGG_AXON_GUIDANCE
KEGG_GLYCEROLIPID_METABOLISM
KEGG_GLYCEROPHOSPHOLIPID_METABOLISM
KEGG_APOPTOSIS
COL1A1
COL4A1
MGP
DLK1
OLFM4
S100A9
CXCL14
MUC5B
PDK4
PAX2
MALAT1
Pvalue(−log10)
8
6
4
2
0

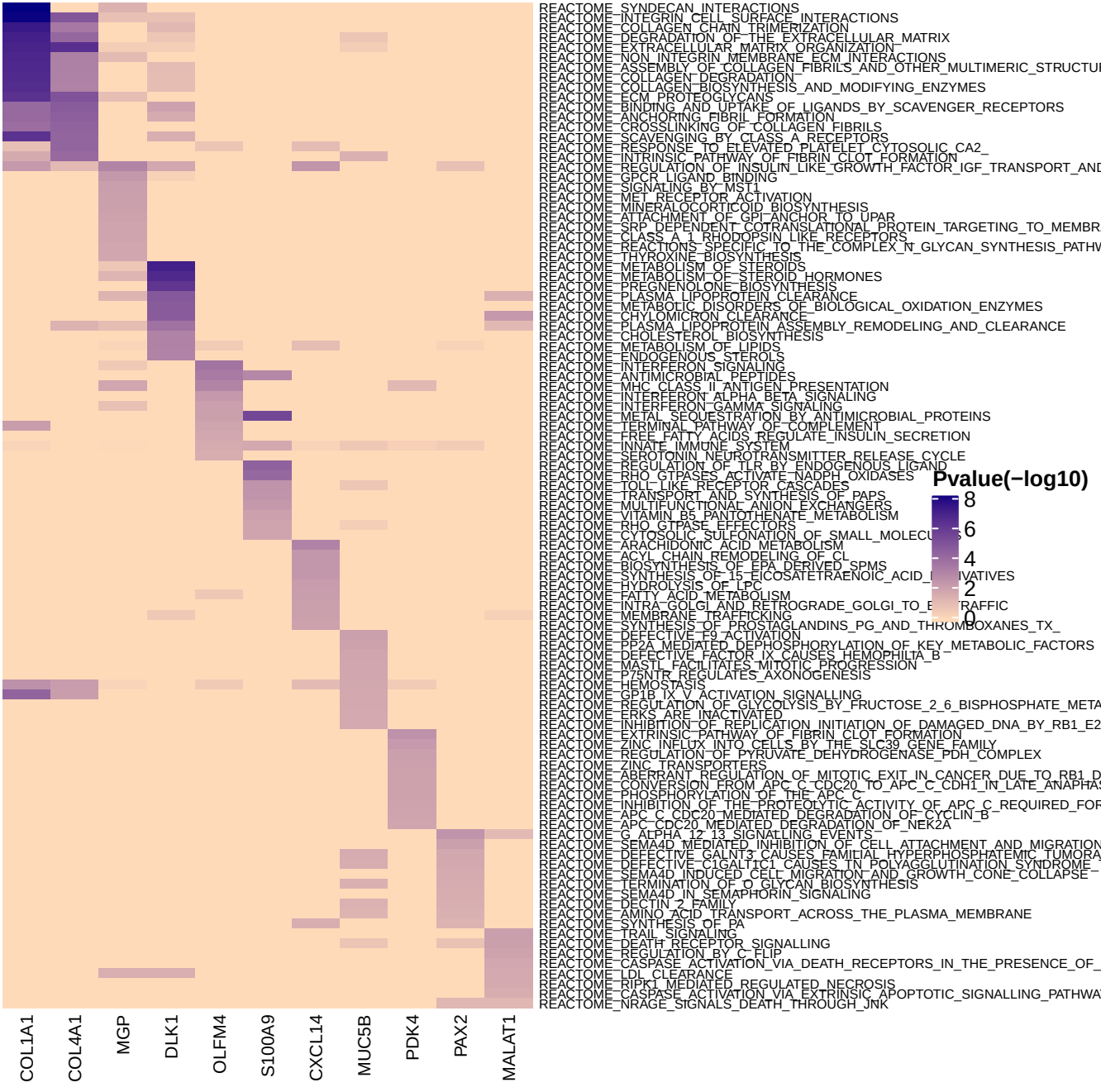
REACTOME_SYNDECAN_INTERACTIONS
REACTOME_INTEGRIN_CELL_SURFACE_INTERACTIONS
REACTOME_COLLAGEN_CHAIN_TRIMERIZATION
REACTOME_DEGRADATION_OF_THE_EXTRACELLULAR_MATRIX
REACTOME_EXTRACELLULAR_MATRIX_ORGANIZATION
REACTOME_NON_INTEGRIN_MEMBRANE_ECM_INTERACTIONS
REACTOME_ASSEMBLY_OF_COLLAGEN_FIBRILS_AND_OTHER_MULTIMERIC_STRUCTUI
REACTOME_COLLAGEN_DEGRADATION
REACTOME_COLLAGEN_BIOSYNTHESIS_AND_MODIFYING_ENZYMES
REACTOME_ECM_PROTEOGLYCANS
REACTOME_BINDING_AND_UPTAKE_OF_LIGANDS_BY_SCAVENGER_RECEPTORS
REACTOME_ANCHORING_FIBRIL_FORMATION
REACTOME_CROSSLINKING_OF_COLLAGEN_FIBRILS
REACTOME_SCAVENGING_BY_CLASS_A_RECEPTORS
REACTOME_RESPONSE_TO_ELEVATED_PLATELET_CYTOSOLIC_CA2_
REACTOME_INTRINSIC_PATHWAY_OF_FIBRIN_CLOT_FORMATION
REACTOME_REGULATION_OF_INSULIN_LIKE_GROWTH_FACTOR_IGF_TRANSPORT_AND
REACTOME_GPCR_LIGAND_BINDING
REACTOME_SIGNALING_BY_MST1
REACTOME_MET_RECEPTOR_ACTIVATION
REACTOME_MINERALOCORTICOID_BIOSYNTHESIS
REACTOME_ATTACHMENT_OF_GPI_ANCHOR_TO_UPAR
REACTOME_SRP_DEPENDENT_COTRANSLATIONAL_PROTEIN_TARGETING_TO_MEMBR
REACTOME_CLASS_A_1_RHODOPSIN_LIKE_RECEPTORS
REACTOME_REACTIONS_SPECIFIC_TO_THE_COMPLEX_N_GLYCAN_SYNTHESIS_PATHW
REACTOME_THYROXINE_BIOSYNTHESIS
REACTOME_METABOLISM_OF_STEROIDS
REACTOME_METABOLISM_OF_STEROID_HORMONES
REACTOME_PREGNENOLONE_BIOSYNTHESIS
REACTOME_PLASMA_LIPOPROTEIN_CLEARANCE
REACTOME_METABOLIC_DISORDERS_OF_BIOLOGICAL_OXIDATION_ENZYMES
REACTOME_CHYLOMICRON_CLEARANCE
REACTOME_PLASMA_LIPOPROTEIN_ASSEMBLY_REMODELING_AND_CLEARANCE
REACTOME_CHOLESTEROL_BIOSYNTHESIS
REACTOME_METABOLISM_OF_LIPIDS
REACTOME_ENDOGENOUS_STEROLS
REACTOME_INTERFERON_SIGNALING
REACTOME_ANTIMICROBIAL_PEPTIDES
REACTOME_MHC_CLASS_II_ANTIGEN_PRESENTATION
REACTOME_INTERFERON_ALPHA_BETA_SIGNALING
REACTOME_INTERFERON_GAMMA_SIGNALING
REACTOME_METAL_SEQUESTRATION_BY_ANTIMICROBIAL_PROTEINS
REACTOME_TERMINAL_PATHWAY_OF_COMPLEMENT
REACTOME_FREE_FATTY_ACIDS_REGULATE_INSULIN_SECRETION
REACTOME_INNATE_IMMUNE_SYSTEM
REACTOME_SEROTONIN_NEUROTRANSMITTER_RELEASE_CYCLE
REACTOME_REGULATION_OF_TLR_BY_ENDOGENOUS_LIGAND
REACTOME_RHO_GTPASES_ACTIVATE_NADPH_OXIDASES
REACTOME_TOLL_LIKE_RECEPTOR_CASCADES
REACTOME_TRANSPORT_AND_SYNTHESIS_OF_PAPS
REACTOME_MULTIFUNCTIONAL_ANION_EXCHANGERS
REACTOME_VITAMIN_B5_PANTOTHENATE_METABOLISM
REACTOME_RHO_GTPASE_EFFECTORS
REACTOME_CYTOSOLIC_SULFONATION_OF_SMALL_MOLECU
REACTOME_ARACHIDONIC_ACID_METABOLISM
REACTOME_ACYL_CHAIN_REMODELLING_OF_CL
REACTOME_BIOSYNTHESIS_OF_EPA_DERIVED_SPMS
REACTOME_SYNTHESIS_OF_15_EICOSATETRAENOIC_ACID_
IVATIVES
REACTOME_HYDROLYSIS_OF_LPC
REACTOME_FATTY_ACID_METABOLISM
REACTOME_INTRA_GOLGI_AND_RETROGRADE_GOLGI_TO_E
TRAFFIC
REACTOME_MEMBRANE_TRAFFICKING
REACTOME_SYNTHESIS_OF_PROSTAGLANDINS_PG_AND_THROMBOXANES_TX_
REACTOME_DEFECTIVE_F9_ACTIVATION
REACTOME_PP2A_MEDIATED_DEPHOSPHORYLATION_OF_KEY_METABOLIC_FACTORS
REACTOME_DEFECTIVE_FACTOR_IX_CAUSES_HEMOPHILTA_B
REACTOME_MASTL_FACILITATES_MITOTIC_PROGRESSION
REACTOME_P75NTR_REGULATES_AXONOGENESIS
REACTOME_HEMOSTASIS
REACTOME_GP1B_IX_V_ACTIVATION_SIGNALLING
REACTOME_REGULATION_OF_GLYCOLYSIS_BY_FRUCTOSE_2_6_BISPHOSPHATE_META
REACTOME_ERKS_ARE_INACTIVATED
REACTOME_INHIBITION_OF_REPLICATION_INITIATION_OF_DAMAGED_DNA_BY_RB1_E2
REACTOME_EXTRINSIC_PATHWAY_OF_FIBRIN_CLOT_FORMATION
REACTOME_ZINC_INFLUX_INTO_CELLS_BY_THE_SLC39_GENE_FAMILY
REACTOME_REGULATION_OF_PYRUVATE_DEHYDROGENASE_PDH_COMPLEX
REACTOME_ZINC_TRANSPORTERS
REACTOME_ABERRANT_REGULATION_OF_MITOTIC_EXIT_IN_CANCER_DUE_TO_RB1_D
REACTOME_CONVERSION_FROM_APC_C_CDC20_TO_APC_C_CDH1_IN_LATE_ANAPHAS
REACTOME_PHOSPHORYLATION_OF_THE_APC_C
REACTOME_INHIBITION_OF_THE_PROTEOLYTIC_ACTIVITY_OF_APC_C_REQUIRED_FOR
REACTOME_APC_C_CDC20_MEDIATED_DEGRADATION_OF_CYCLIN_B
REACTOME_APC_CDC20_MEDIATED_DEGRADATION_OF_NEK2A
REACTOME_G_ALPHA_12_13_SIGNALLING_EVENTS
REACTOME_SEMA4D_MEDIATED_INHIBITION_OF_CELL_ATTACHMENT_AND_MIGRATION
REACTOME_DEFECTIVE_GALNT3_CAUSES_FAMILIAL_HYPERPHOSPHATEMIC_TUMORA
REACTOME_DEFECTIVE_C1GALTIC1_CAUSES_TN_POLYAGGLUTINATION_SYNDROME
REACTOME_SEMA4D_INDUCED_CELL_MIGRATION_AND_GROWTH_CONE_COLLAPSE
REACTOME_TERMINATION_OF_O_GLYCAN_BIOSYNTHESIS
REACTOME_SEMA4D_IN_SEMAPHORIN_SIGNALING
REACTOME_DECTIN_2_FAMILY
REACTOME_AMINO_ACID_TRANSPORT_ACROSS_THE_PLASMA_MEMBRANE
REACTOME_SYNTHESIS_OF_PA
REACTOME_TRAIL_SIGNALING
REACTOME_DEATH_RECEPTOR_SIGNALLING
REACTOME_REGULATION_BY_C_FLIP
REACTOME_CASPASE_ACTIVATION_VIA_DEATH_RECEPTORS_IN_THE_PRESENCE_OF_
REACTOME_LDL_CLEARANCE
REACTOME_RIPK1_MEDIATED_REGULATED_NECROSIS
REACTOME_CASPASE_ACTIVATION_VIA_EXTRINSIC_APOPTOTIC_SIGNALLING_PATHWA
REACTOME_NRAGE_SIGNALS_DEATH_THROUGH_JNK
COL1A1
COL4A1
MGP
DLK1
OLFM4
S100A9
CXCL14
MUC5B
PDK4
PAX2
MALAT1
Pvalue(−log10)
8
6
4
2
0