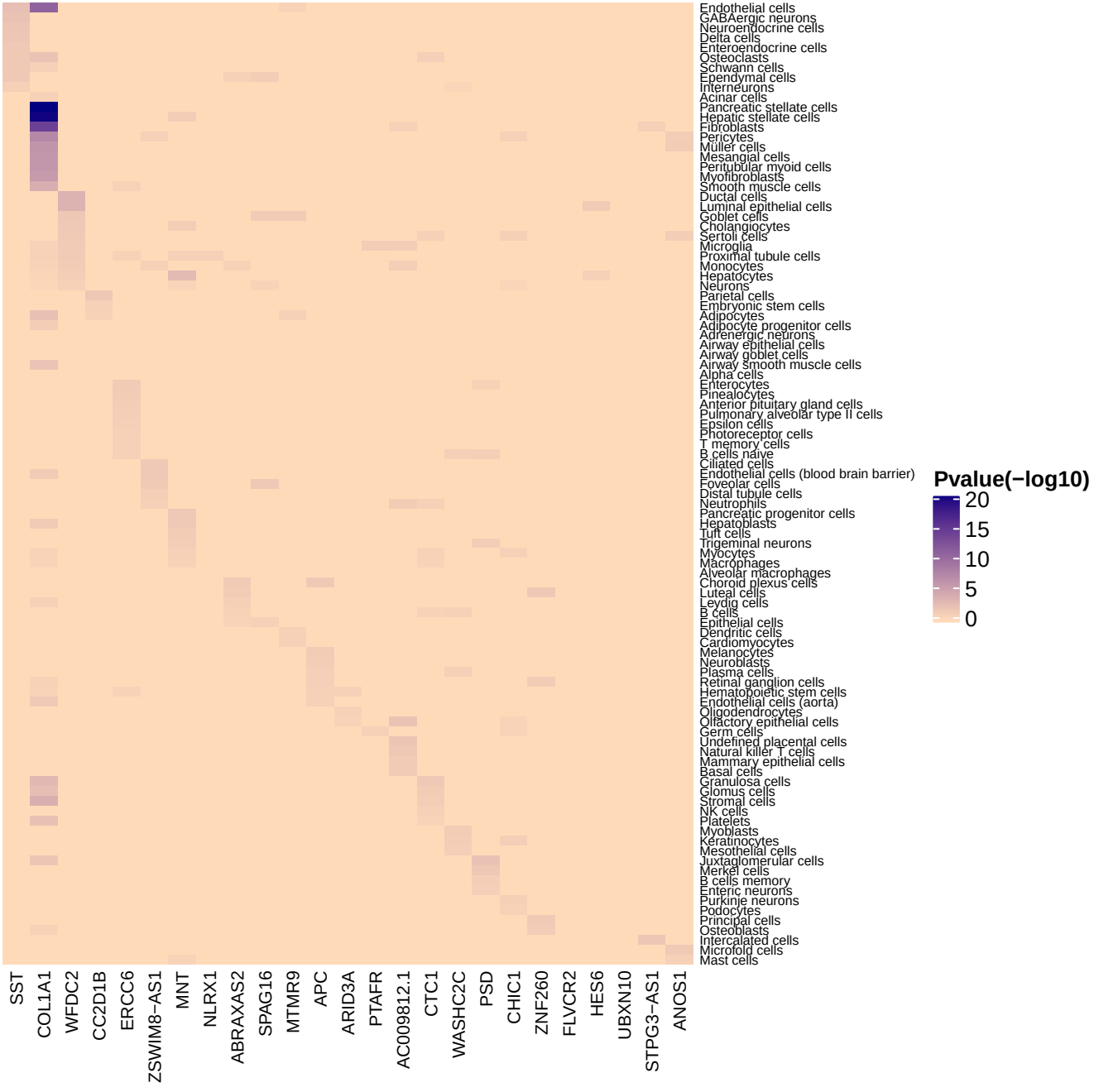
Endothelial cells
GABAergic neurons
Neuroendocrine cells
Delta cells
Enteroendocrine cells
Osteoclasts
Schwann cells
Ependymal cells
Interneurons
Acinar cells
Pancreatic stellate cells
Hepatic stellate cells
Fibroblasts
Pericytes
Muller cells
Mesangial cells
Peritubular myoid cells
Myofibroblasts
Smooth muscle cells
Ductal cells
Luminal epithelial cells
Goblet cells
Cholangiocytes
Sertoli cells
Microglia
Proximal tubule cells
Monocytes
Hepatocytes
Neurons
Parietal cells
Embryonic stem cells
Adipocytes
Adipocyte progenitor cells
Adrenergic neurons
Airway epithelial cells
Airway goblet cells
Airway smooth muscle cells
Alpha cells
Enterocytes
Pinealocytes
Anterior pituitary gland cells
Pulmonary alveolar type II cells
Epsilon cells
Photoreceptor cells
T memory cells
B cells naive
Ciliated cells
Endothelial cells (blood brain barrier)
Foveolar cells
Distal tubule cells
Neutrophils
Pancreatic progenitor cells
Hepatoblasts
Tuft cells
Trigeminal neurons
Myocytes
Macrophages
Alveolar macrophages
Choroid plexus cells
Luteal cells
Leydig cells
B cells
Epithelial cells
Dendritic cells
Cardiomyocytes
Melanocytes
Neuroblasts
Plasma cells
Retinal ganglion cells
Hematopoietic stem cells
Endothelial cells (aorta)
Oligodendrocytes
Olfactory epithelial cells
Germ cells
Undefined placental cells
Natural killer T cells
Mammary epithelial cells
Basal cells
Granulosa cells
Glomus cells
Stromal cells
NK cells
Platelets
Myoblasts
Keratinocytes
Mesothelial cells
Juxtaglomerular cells
Merkel cells
B cells memory
Enteric neurons
Purkinje neurons
Podocytes
Principal cells
Osteoblasts
Intercalated cells
Microfold cells
Mast cells
SST
COL1A1
WFDC2
CC2D1B
ERCC6
ZSWIM8−AS1
MNT
NLRX1
ABRAXAS2
SPAG16
MTMR9
APC
ARID3A
PTAFR
AC009812.1
CTC1
WASHC2C
PSD
CHIC1
ZNF260
FLVCR2
HES6
UBXN10
STPG3−AS1
ANOS1
Pvalue(−log10)
20
15
10
5
0

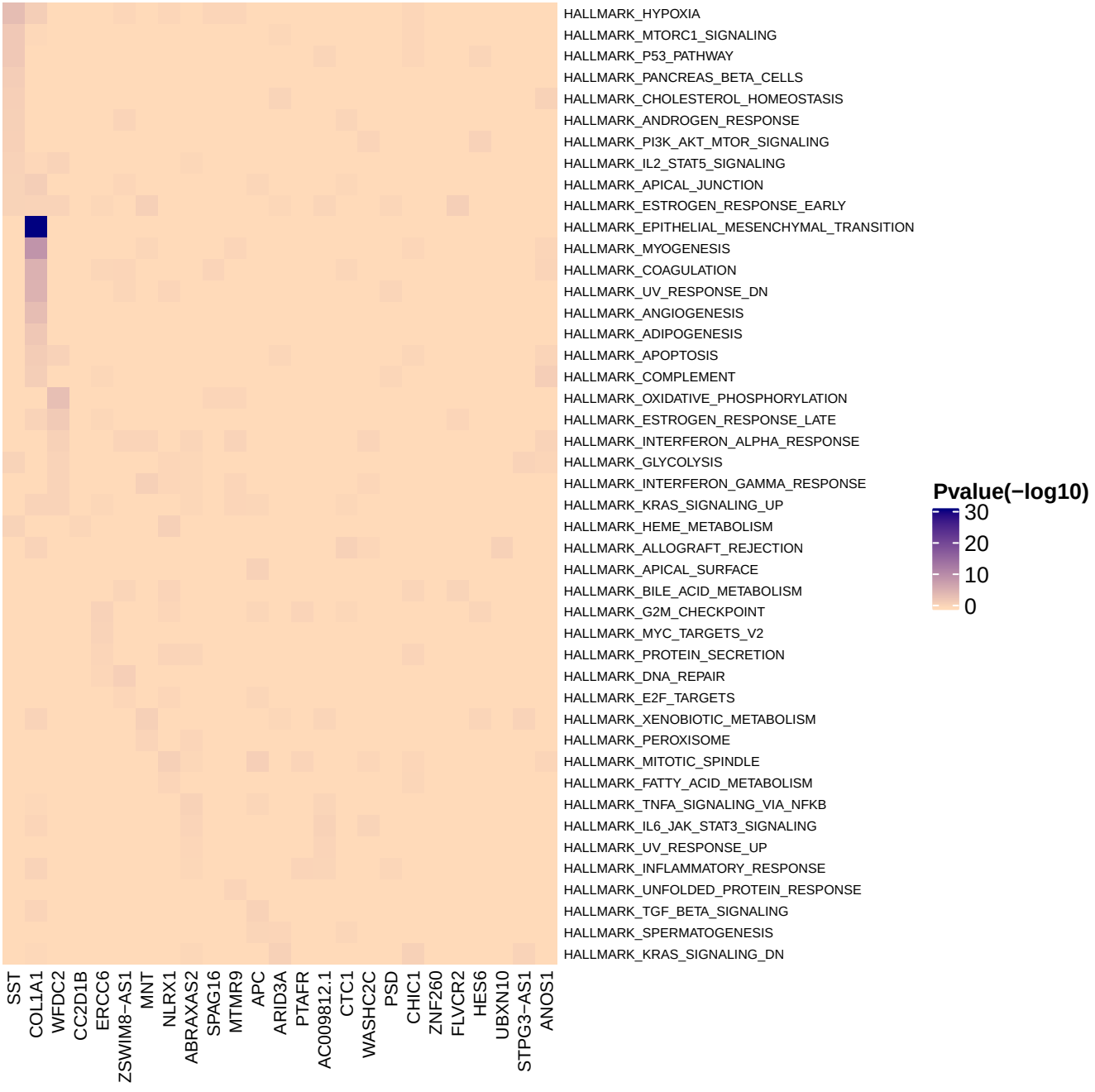
HALLMARK_HYPOXIA
HALLMARK_MTORC1_SIGNALING
HALLMARK_P53_PATHWAY
HALLMARK_PANCREAS_BETA_CELLS
HALLMARK_CHOLESTEROL_HOMEOSTASIS
HALLMARK_ANDROGEN_RESPONSE
HALLMARK_PI3K_AKT_MTOR_SIGNALING
HALLMARK_IL2_STAT5_SIGNALING
HALLMARK_APICAL_JUNCTION
HALLMARK_ESTROGEN_RESPONSE_EARLY
HALLMARK_EPITHELIAL_MESENCHYMAL_TRANSITION
HALLMARK_MYOGENESIS
HALLMARK_COAGULATION
HALLMARK_UV_RESPONSE_DN
HALLMARK_ANGIOGENESIS
HALLMARK_ADIPOGENESIS
HALLMARK_APOPTOSIS
HALLMARK_COMPLEMENT
HALLMARK_OXIDATIVE_PHOSPHORYLATION
HALLMARK_ESTROGEN_RESPONSE_LATE
HALLMARK_INTERFERON_ALPHA_RESPONSE
HALLMARK_GLYCOLYSIS
HALLMARK_INTERFERON_GAMMA_RESPONSE
HALLMARK_KRAS_SIGNALING_UP
HALLMARK_HEME_METABOLISM
HALLMARK_ALLOGRAFT_REJECTION
HALLMARK_APICAL_SURFACE
HALLMARK_BILE_ACID_METABOLISM
HALLMARK_G2M_CHECKPOINT
HALLMARK_MYC_TARGETS_V2
HALLMARK_PROTEIN_SECRETION
HALLMARK_DNA_REPAIR
HALLMARK_E2F_TARGETS
HALLMARK_XENOBIOTIC_METABOLISM
HALLMARK_PEROXISOME
HALLMARK_MITOTIC_SPINDLE
HALLMARK_FATTY_ACID_METABOLISM
HALLMARK_TNFA_SIGNALING_VIA_NFKB
HALLMARK_IL6_JAK_STAT3_SIGNALING
HALLMARK_UV_RESPONSE_UP
HALLMARK_INFLAMMATORY_RESPONSE
HALLMARK_UNFOLDED_PROTEIN_RESPONSE
HALLMARK_TGF_BETA_SIGNALING
HALLMARK_SPERMATOGENESIS
HALLMARK_KRAS_SIGNALING_DN
SST
COL1A1
WFDC2
CC2D1B
ERCC6
ZSWIM8−AS1
MNT
NLRX1
ABRAXAS2
SPAG16
MTMR9
APC
ARID3A
PTAFR
AC009812.1
CTC1
WASHC2C
PSD
CHIC1
ZNF260
FLVCR2
HES6
UBXN10
STPG3−AS1
ANOS1
Pvalue(−log10)
30
20
10
0

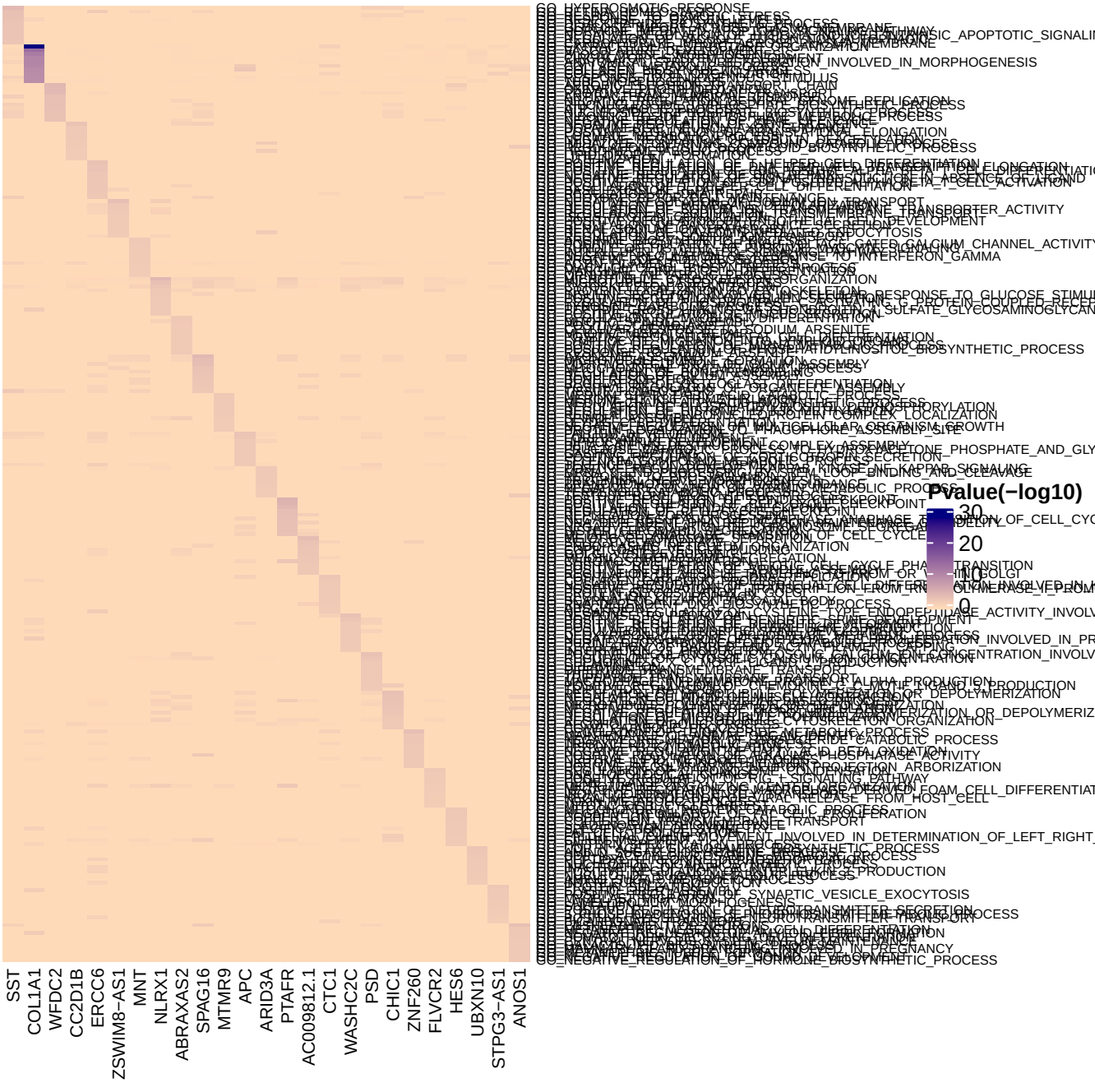
SST
COL1A1
WFDC2
CC2D1B
ERCC6
ZSWIM8−AS1
MNT
NLRX1
ABRAXAS2
SPAG16
MTMR9
APC
ARID3A
PTAFR
AC009812.1
CTC1
WASHC2C
PSD
CHIC1
ZNF260
FLVCR2
HES6
UBXN10
STPG3−AS1
ANOS1
Pvalue(−log10)
30
20
10
0

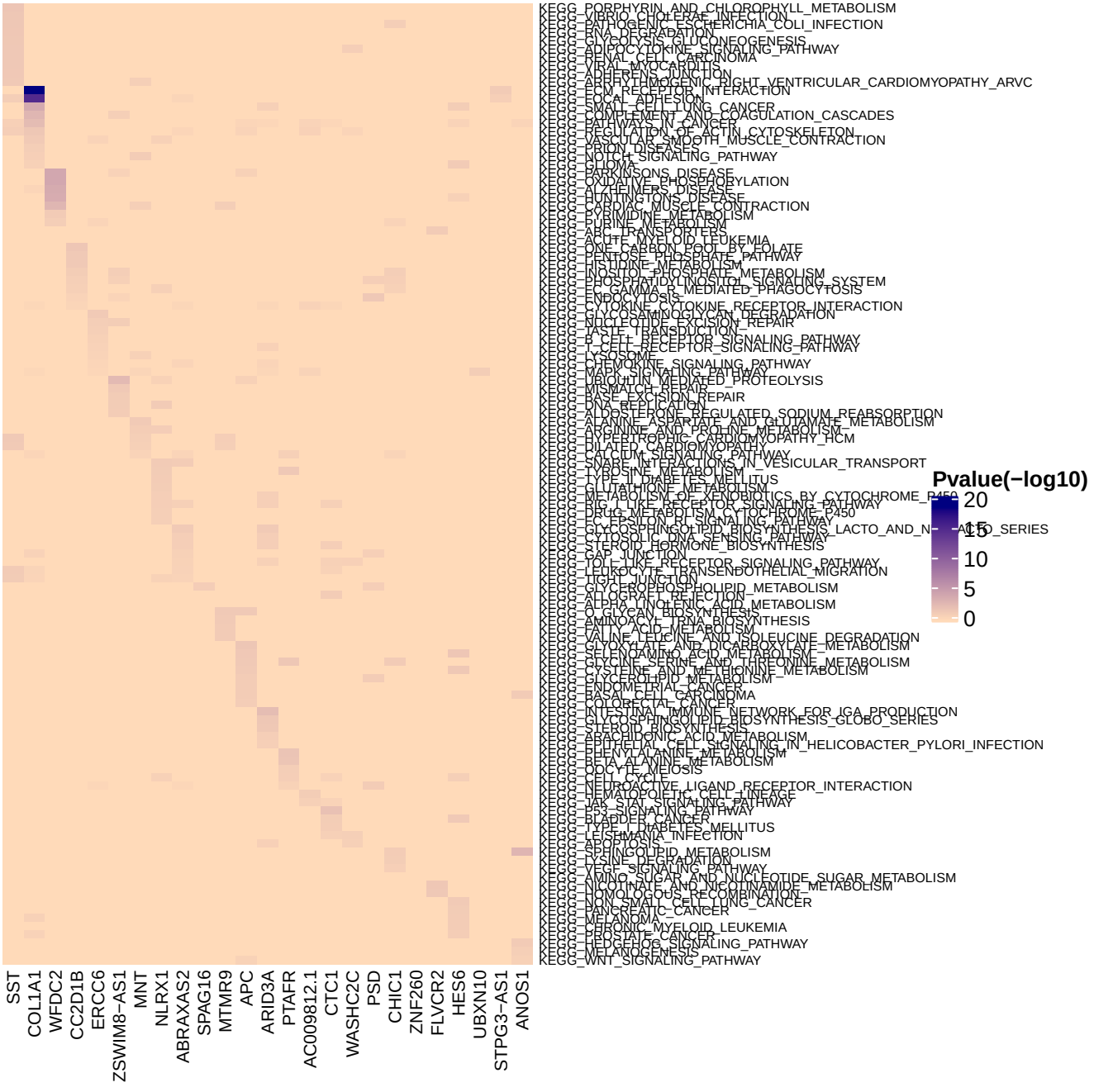
KEGG_PORPHYRIN_AND_CHLOROPHYLL_METABOLISM
KEGG_VIBRIO_CHOLERAE_INFECTION
KEGG_PATHOGENIC_ESCHERICHIA_COLI_INFECTION
KEGG_RNA_DEGRADATION
KEGG_GLYCOLYSIS_GLUCONEOGENESIS
KEGG_ADIPOCYTOKINE_SIGNALING_PATHWAY
KEGG_RENAL_CELL_CARCINOMA
KEGG_VIRAL_MYOCARDITIS
KEGG_ADHERENS_JUNCTION
KEGG_ARRHYTHMOGENIC_RIGHT_VENTRICULAR_CARDIOMYOPATHY_ARVC
KEGG_ECM_RECEPTOR_INTERACTION
KEGG_FOCAL_ADHESION
KEGG_SMALL_CELL_LUNG_CANCER
KEGG_COMPLEMENT_AND_COAGULATION_CASCADES
KEGG_PATHWAYS_IN_CANCER
KEGG_REGULATION_OF_ACTIN_CYTOSKELETON
KEGG_VASCULAR_SMOOTH_MUSCLE_CONTRACTION
KEGG_PRION_DISEASES
KEGG_NOTCH_SIGNALING_PATHWAY
KEGG_GLIOMA
KEGG_PARKINSONS_DISEASE
KEGG_OXIDATIVE_PHOSPHORYLATION
KEGG_ALZHEIMERS_DISEASE
KEGG_HUNTINGTONS_DISEASE
KEGG_CARDIAC_MUSCLE_CONTRACTION
KEGG_PYRIMIDINE_METABOLISM
KEGG_PURINE_METABOLISM
KEGG_ABC_TRANSPORTERS
KEGG_ACUTE_MYELOID_LEUKEMIA
KEGG_ONE_CARBON_POOL_BY_FOLATE
KEGG_PENTOSE_PHOSPHATE_PATHWAY
KEGG_HISTIDINE_METABOLISM
KEGG_INOSITOL_PHOSPHATE_METABOLISM
KEGG_PHOSPHATIDYLINOSITOL_SIGNALING_SYSTEM
KEGG_FC_GAMMA_R_MEDIATED_PHAGOCYTOSIS
KEGG_ENDOCYTOSIS
KEGG_CYTOKINE_CYTOKINE_RECEPTOR_INTERACTION
KEGG_GLYCOSAMINOGLYCAN_DEGRADATION
KEGG_NUCLEOTIDE_EXCISION_REPAIR
KEGG_TASTE_TRANSDUCTION
KEGG_B_CELL_RECEPTOR_SIGNALING_PATHWAY
KEGG_T_CELL_RECEPTOR_SIGNALING_PATHWAY
KEGG_LYSOSOME
KEGG_CHEMOKINE_SIGNALING_PATHWAY
KEGG_MAPK_SIGNALING_PATHWAY
KEGG_UBIQUITIN_MEDIATED_PROTEOLYSIS
KEGG_MISMATCH_REPAIR
KEGG_BASE_EXCISION_REPAIR
KEGG_DNA_REPLICATION
KEGG_ALDOSTERONE_REGULATED_SODIUM_REABSORPTION
KEGG_ALANINE_ASPARTATE_AND_GLUTAMATE_METABOLISM
KEGG_ARGININE_AND_PROLINE_METABOLISM
KEGG_HYPERTROPHIC_CARDIOMYOPATHY_HCM
KEGG_DILATED_CARDIOMYOPATHY
KEGG_CALCIUM_SIGNALING_PATHWAY
KEGG_SNARE_INTERACTIONS_IN_VESICULAR_TRANSPORT
KEGG_TYROSINE_METABOLISM
KEGG_TYPE_II_DIABETES_MELLITUS
KEGG_GLUTATHIONE_METABOLISM
KEGG_METABOLISM_OF_XENOBIOTICS_BY_CYTOCHROME_P450
KEGG_RIG_I_LIKE_RECEPTOR_SIGNALING_PATHWAY
KEGG_DRUG_METABOLISM_CYTOCHROME_P450
KEGG_T_CELL_RECEPTOR_SIGNALING_PATHWAY
KEGG_GLYCOSPHINGOLIPID_BIOSYNTHESIS_LACTO_AND_N_NEO_SERIES
KEGG_CYTOSOLIC_DNA_SENSING_PATHWAY
KEGG_STEROID_HORMONE_BIOSYNTHESIS
KEGG_GAP_JUNCTION
KEGG_TOLL_LIKE_RECEPTOR_SIGNALING_PATHWAY
KEGG_LEUKOCYTE_TRANSENDOTHELIAL_MIGRATION
KEGG_TIGHT_JUNCTION
KEGG_GLYCEROPHOSPHOLIPID_METABOLISM
KEGG_ALLOGRAFT_REJECTION
KEGG_ALPHA_LINOLENIC_ACID_METABOLISM
KEGG_O_GLYCAN_BIOSYNTHESIS
KEGG_AMINOACYL_TRNA_BIOSYNTHESIS
KEGG_FATTY_ACID_METABOLISM
KEGG_VALINE_LEUCINE_AND_ISOLEUCINE_DEGRADATION
KEGG_GLYOXYLATE_AND_DICARBOXYLATE_METABOLISM
KEGG_SELENOAMINO_ACID_METABOLISM
KEGG_GLYCINE_SERINE_AND_THREONINE_METABOLISM
KEGG_CYSTEINE_AND_METHIONINE_METABOLISM
KEGG_GLYCEROLIPID_METABOLISM
KEGG_ENDOMETRIAL_CANCER
KEGG_BASAL_CELL_CARCINOMA
KEGG_COLORECTAL_CANCER
KEGG_INTESTINAL_IMMUNE_NETWORK_FOR_IGA_PRODUCTION
KEGG_GLYCOSPHINGOLIPID_BIOSYNTHESIS_GLOBO_SERIES
KEGG_STEROID_BIOSYNTHESIS
KEGG_ARACHIDONIC_ACID_METABOLISM
KEGG_EPITHELIAL_CELL_SIGNALING_IN_HELICOBACTER_PYLORI_INFECTION
KEGG_PHENYLALANINE_METABOLISM
KEGG_BETA_ALANINE_METABOLISM
KEGG_OOCYTE_MEIOSIS
KEGG_CELL_CYCLE
KEGG_NEUROACTIVE_LIGAND_RECEPTOR_INTERACTION
KEGG_HEMATOPOIETIC_CELL_LINEAGE
KEGG_JAK_STAT_SIGNALING_PATHWAY
KEGG_P53_SIGNALING_PATHWAY
KEGG_BLADDER_CANCER
KEGG_TYPE_I_DIABETES_MELLITUS
KEGG_LEISHMANIA_INFECTION
KEGG_APOPTOSIS
KEGG_SPHINGOLIPID_METABOLISM
KEGG_LYSINE_DEGRADATION
KEGG_VEGF_SIGNALING_PATHWAY
KEGG_AMINO_SUGAR_AND_NUCLEOTIDE_SUGAR_METABOLISM
KEGG_NICOTINATE_AND_NICOTINAMIDE_METABOLISM
KEGG_HOMOLOGOUS_RECOMBINATION
KEGG_NON_SMALL_CELL_LUNG_CANCER
KEGG_PANCREATIC_CANCER
KEGG_MELANOMA
KEGG_CHRONIC_MYELOID_LEUKEMIA
KEGG_PROSTATE_CANCER
KEGG_HEDGEHOG_SIGNALING_PATHWAY
KEGG_MELANOGENESIS
KEGG_WNT_SIGNALING_PATHWAY
SST
COL1A1
WFDC2
CC2D1B
ERCC6
ZSWIM8-AS1
MNT
NLRX1
ABRAXAS2
SPAG16
MTMR9
APC
ARID3A
PTAFR
AC009812.1
CTC1
WASHC2C
PSD
CHIC1
ZNF260
FLVCR2
HES6
UBXN10
STPG3-AS1
ANOS1
Pvalue(−log10)
20
15
10
5
0

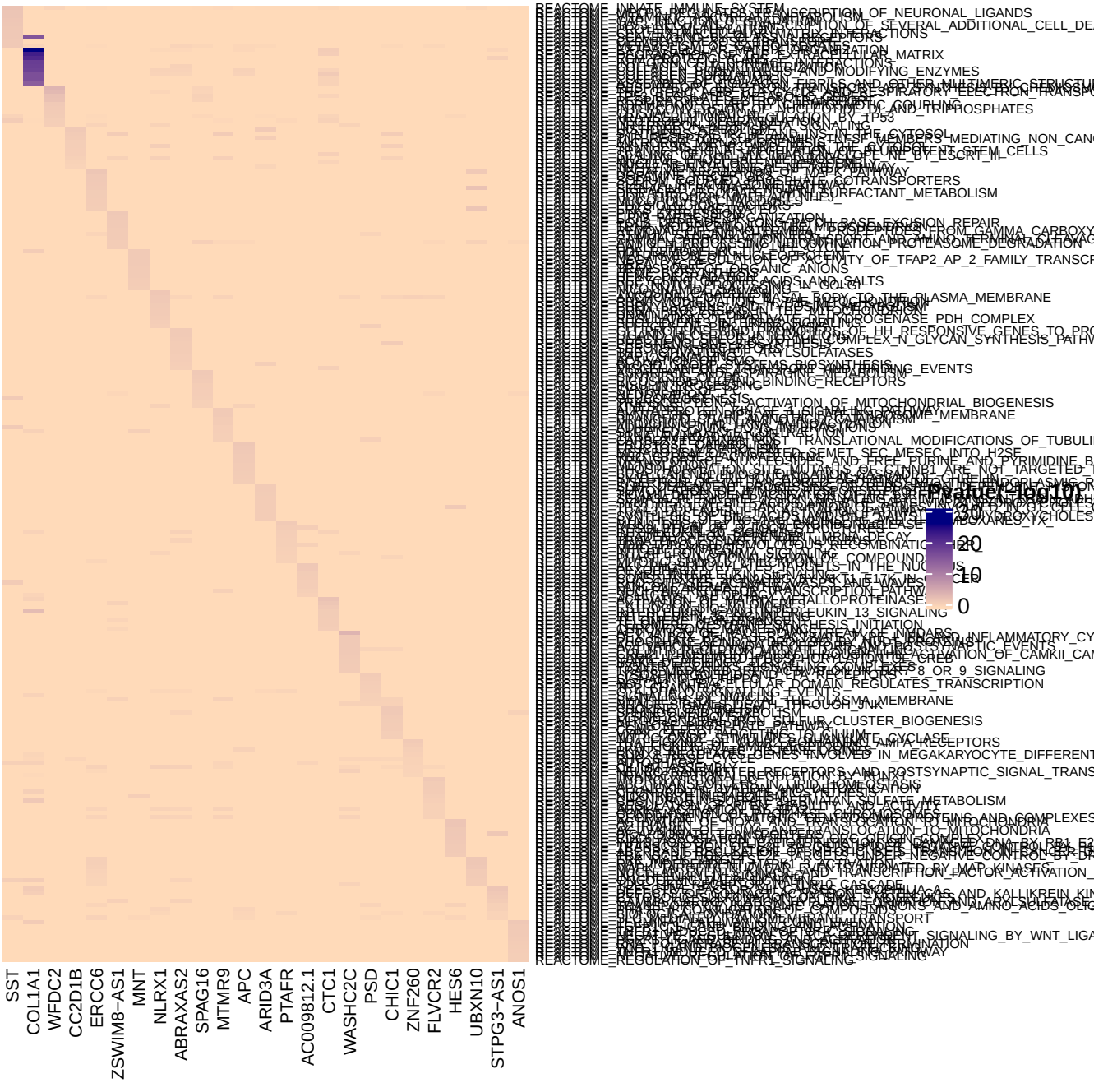
SST
COL1A1
WFDC2
CC2D1B
ERCC6
ZSWIM8−AS1
MNT
NLRX1
ABRAXAS2
SPAG16
MTMR9
APC
ARID3A
PTAFR
AC009812.1
CTC1
WASHC2C
PSD
CHIC1
ZNF260
FLVCR2
HES6
UBXN10
STPG3−AS1
ANOS1
REACTOME_INNATE_IMMUNE_SYSTEM
REACTOME_DESCRIPTION_OF_NEURONAL_LIGANDS
REACTOME_DESCRIPTION_OF_SEVERAL_ADDITIONAL_CELL_DE
REACTOME_MATRIX
REACTOME_ENZYMES
REACTOME_FIBRILS_AND_OTHER_MULTIMERIC_STRUCTU
REACTOME_RESPIRATORY_ELECTRON_TRANSP
REACTOME_COUPLING
REACTOME_TRIPHOSPHATES
REACTOME_BY_TP53
REACTOME_CYTOSOL
REACTOME_MEDIATING_NON_CAN
REACTOME_STEM_CELLS
REACTOME_BY_ESCRT_III
REACTOME_PATHWAY
REACTOME_TRANSPORTERS
REACTOME_SURFACTANT_METABOLISM
REACTOME_BASE_EXCISION_REPAIR
REACTOME_FROM_GAMMA_CARBOXY
REACTOME_PROTEASOME_DEGRADATION
REACTOME_ACTIVITY_OF_TFAP2_AP_2_FAMILY_TRANSCR
REACTOME_ANIONS
REACTOME_SALTS
REACTOME_PLASMA_MEMBRANE
REACTOME_DEHYDROGENASE_PDH_COMPLEX
REACTOME_RESPONSIVE_GENES_TO_PR
REACTOME_N_GLYCAN_SYNTHESIS_PATHW
REACTOME_ARYLSULFATASES
REACTOME_BINDING_RECEPTORS
REACTOME_ACTIVATION_OF_MITOCHONDRIAL_BIOGENESIS
REACTOME_MEMBRANE
REACTOME_TRANSLATIONAL_MODIFICATIONS_OF_TUBULI
REACTOME_SEMET_SEC_MESEC_INTO_H2SE
REACTOME_PURINE_AND_PYRIMIDINE_B
REACTOME_BOXANES_TX_
REACTOME_COMPOUND
REACTOME_IL_13_SIGNALING
REACTOME_SYNTHESIS_INITIATION
REACTOME_INFLAMMATORY_CY
REACTOME_CAMKII_CA
REACTOME_7_8_OR_9_SIGNALING
REACTOME_DOMAIN_REGULATES_TRANSCRIPTION
REACTOME_PLASMA_MEMBRANE
REACTOME_THROUGH_JNK
REACTOME_CLUSTER_BIOGENESIS
REACTOME_AMPA_RECEPTORS
REACTOME_GENES_INVOLVED_IN_MEGAKARYOCYTE_DIFFERENT
REACTOME_HOMEOSTASIS
REACTOME_METABOLISM
REACTOME_PROTEINS_AND_COMPLEXES
REACTOME_TRANSLOCATION_TO_MITOCHONDRIA
REACTOME_NEGATIVE_CONTROL_BY_DI
REACTOME_TRANSCRIPTION_FACTOR_ACTIVATION_
REACTOME_CASCADE
REACTOME_KALLIKREIN_KIN
REACTOME_AMINO_ACIDS_OLIG
REACTOME_TRANSPORT
REACTOME_SIGNALING_BY_WNT_LIGA
REACTOME_TERMINATION
REACTOME_REGULATION_OF_INFR1_SIGNALING
Pvalue(−log10)
20
10
0