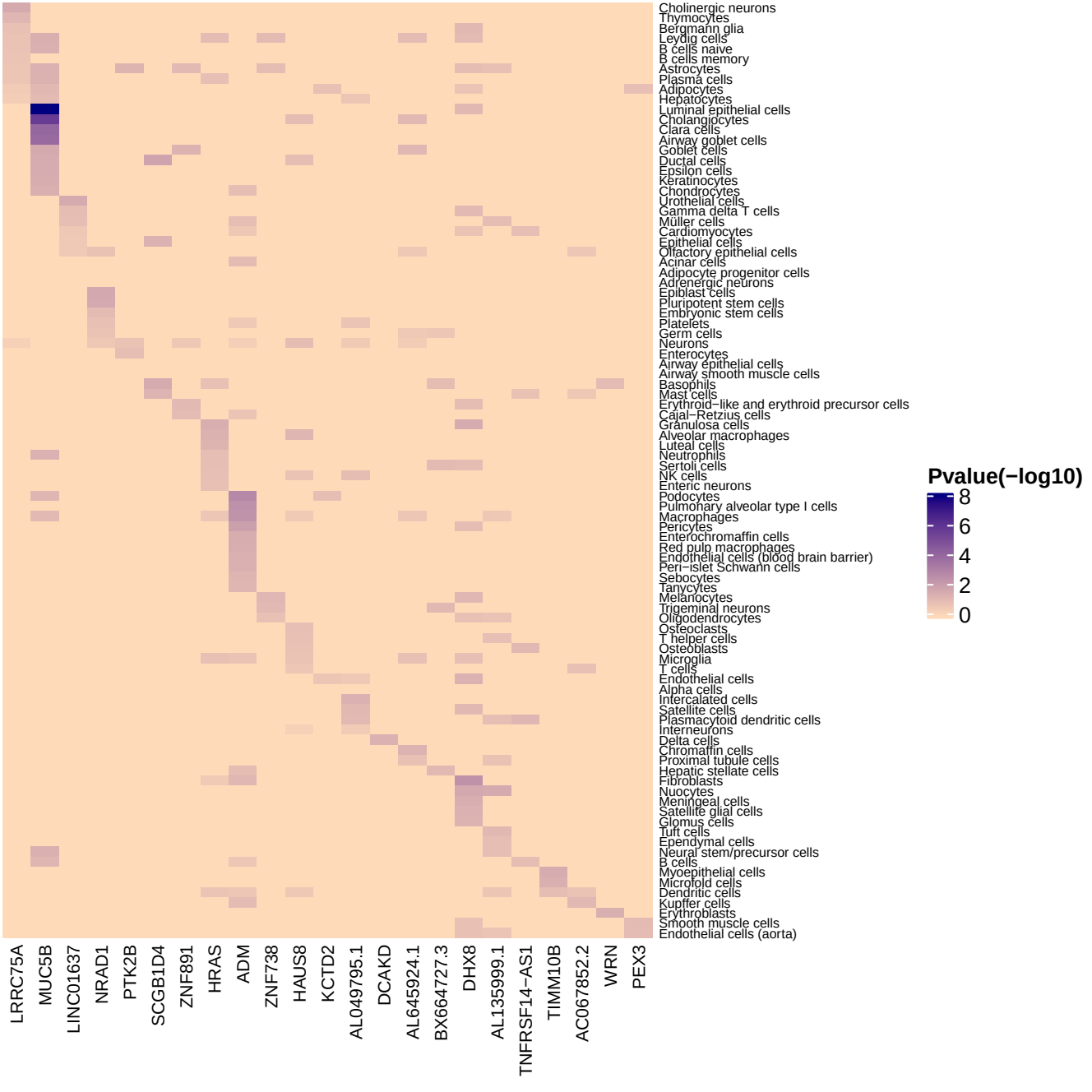
Cholinergic neurons
Thymocytes
Bergmann glia
Leydig cells
B cells naive
B cells memory
Astrocytes
Plasma cells
Adipocytes
Hepatocytes
Luminal epithelial cells
Cholangiocytes
Clara cells
Airway goblet cells
Goblet cells
Ductal cells
Epsilon cells
Keratinocytes
Chondrocytes
Urothelial cells
Gamma delta T cells
Müller cells
Cardiomyocytes
Epithelial cells
Olfactory epithelial cells
Acinar cells
Adipocyte progenitor cells
Adrenergic neurons
Epiblast cells
Pluripotent stem cells
Embryonic stem cells
Platelets
Germ cells
Neurons
Enterocytes
Airway epithelial cells
Airway smooth muscle cells
Basophils
Mast cells
Erythroid−like and erythroid precursor cells
Cajal−Retzius cells
Granulosa cells
Alveolar macrophages
Luteal cells
Neutrophils
Sertoli cells
NK cells
Enteric neurons
Podocytes
Pulmonary alveolar type I cells
Macrophages
Pericytes
Enterochromaffin cells
Red pulp macrophages
Endothelial cells (blood brain barrier)
Peri−islet Schwann cells
Sebocytes
Tanycytes
Melanocytes
Trigeminal neurons
Oligodendrocytes
Osteoclasts
T helper cells
Osteoblasts
Microglia
T cells
Endothelial cells
Alpha cells
Intercalated cells
Satellite cells
Plasmacytoid dendritic cells
Interneurons
Delta cells
Chromaffin cells
Proximal tubule cells
Hepatic stellate cells
Fibroblasts
Nuocytes
Meningeal cells
Satellite glial cells
Glomus cells
Tuft cells
Ependymal cells
Neural stem/precursor cells
B cells
Myoepithelial cells
Microfold cells
Dendritic cells
Kupffer cells
Erythroblasts
Smooth muscle cells
Endothelial cells (aorta)
LRRC75A
MUC5B
LINC01637
NRAD1
PTK2B
SCGB1D4
ZNF891
HRAS
ADM
ZNF738
HAUS8
KCTD2
AL049795.1
DCAKD
AL645924.1
BX664727.3
DHX8
AL135999.1
TNFRSF14−AS1
TIMM10B
AC067852.2
WRN
PEX3
Pvalue(−log10)
8
6
4
2
0

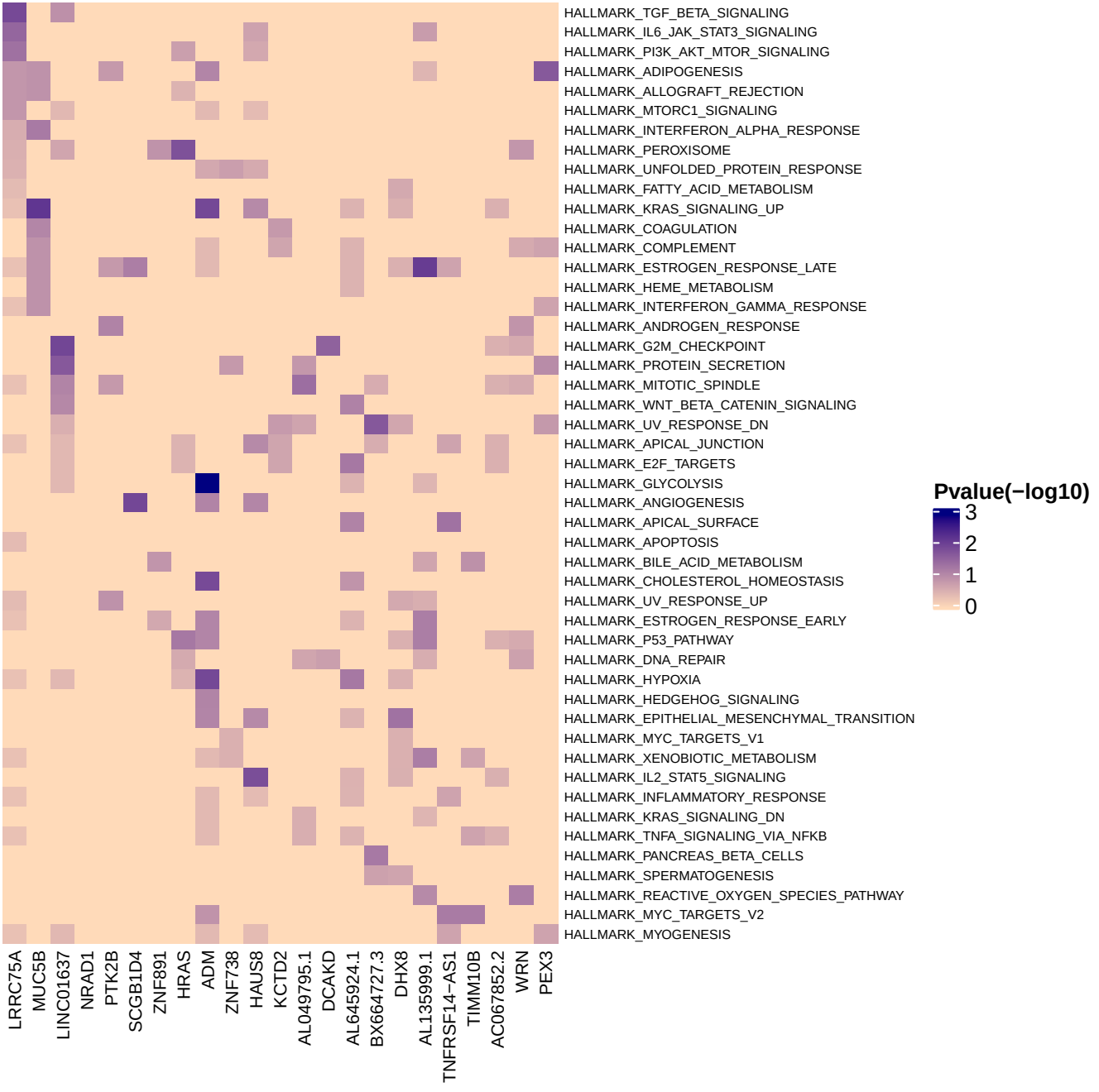
HALLMARK_TGF_BETA_SIGNALING
HALLMARK_IL6_JAK_STAT3_SIGNALING
HALLMARK_PI3K_AKT_MTOR_SIGNALING
HALLMARK_ADIPOGENESIS
HALLMARK_ALLOGRAFT_REJECTION
HALLMARK_MTORC1_SIGNALING
HALLMARK_INTERFERON_ALPHA_RESPONSE
HALLMARK_PEROXISOME
HALLMARK_UNFOLDED_PROTEIN_RESPONSE
HALLMARK_FATTY_ACID_METABOLISM
HALLMARK_KRAS_SIGNALING_UP
HALLMARK_COAGULATION
HALLMARK_COMPLEMENT
HALLMARK_ESTROGEN_RESPONSE_LATE
HALLMARK_HEME_METABOLISM
HALLMARK_INTERFERON_GAMMA_RESPONSE
HALLMARK_ANDROGEN_RESPONSE
HALLMARK_G2M_CHECKPOINT
HALLMARK_PROTEIN_SECRETION
HALLMARK_MITOTIC_SPINDLE
HALLMARK_WNT_BETA_CATENIN_SIGNALING
HALLMARK_UV_RESPONSE_DN
HALLMARK_APICAL_JUNCTION
HALLMARK_E2F_TARGETS
HALLMARK_GLYCOLYSIS
HALLMARK_ANGIOGENESIS
HALLMARK_APICAL_SURFACE
HALLMARK_APOPTOSIS
HALLMARK_BILE_ACID_METABOLISM
HALLMARK_CHOLESTEROL_HOMEOSTASIS
HALLMARK_UV_RESPONSE_UP
HALLMARK_ESTROGEN_RESPONSE_EARLY
HALLMARK_P53_PATHWAY
HALLMARK_DNA_REPAIR
HALLMARK_HYPOXIA
HALLMARK_HEDGEHOG_SIGNALING
HALLMARK_EPITHELIAL_MESENCHYMAL_TRANSITION
HALLMARK_MYC_TARGETS_V1
HALLMARK_XENOBIOTIC_METABOLISM
HALLMARK_IL2_STAT5_SIGNALING
HALLMARK_INFLAMMATORY_RESPONSE
HALLMARK_KRAS_SIGNALING_DN
HALLMARK_TNFA_SIGNALING_VIA_NFKB
HALLMARK_PANCREAS_BETA_CELLS
HALLMARK_SPERMATOGENESIS
HALLMARK_REACTIVE_OXYGEN_SPECIES_PATHWAY
HALLMARK_MYC_TARGETS_V2
HALLMARK_MYOGENESIS
LRRC75A
MUC5B
LINC01637
NRAD1
PTK2B
SCGB1D4
ZNF891
HRAS
ADM
ZNF738
HAUS8
KCTD2
AL049795.1
DCAKD
AL645924.1
BX664727.3
DHX8
AL135999.1
TNFRSF14−AS1
TIMM10B
AC067852.2
WRN
PEX3
Pvalue(−log10)
3
2
1
0

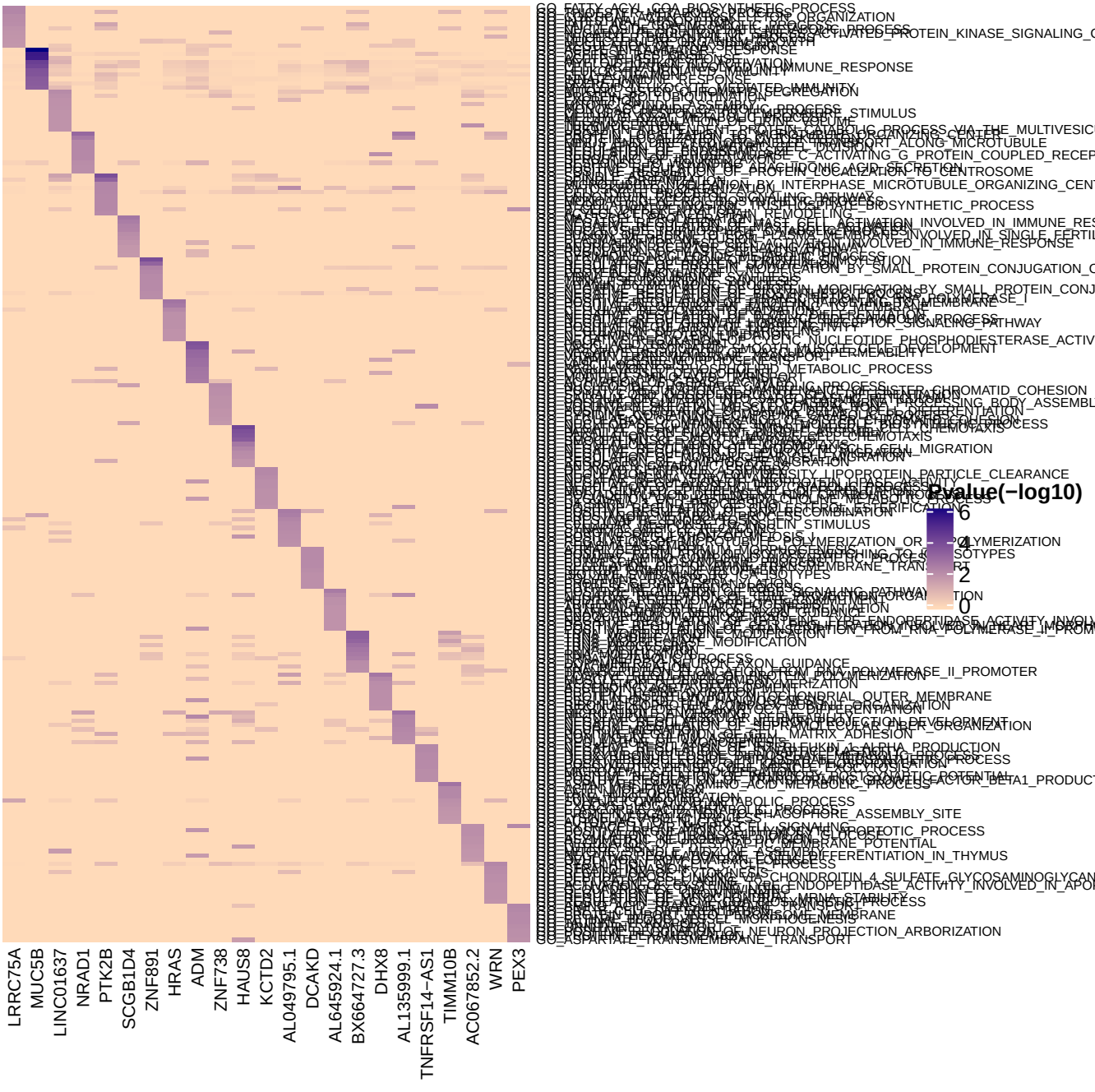
LRRC75A
MUC5B
LINC01637
NRAD1
PTK2B
SCGB1D4
ZNF891
HRAS
ADM
ZNF738
HAUS8
KCTD2
AL049795.1
DCAKD
AL645924.1
BX664727.3
DHX8
AL135999.1
TNFRSF14−AS1
TIMM10B
AC067852.2
WRN
PEX3
Pvalue(−log10)
6
4
2
0

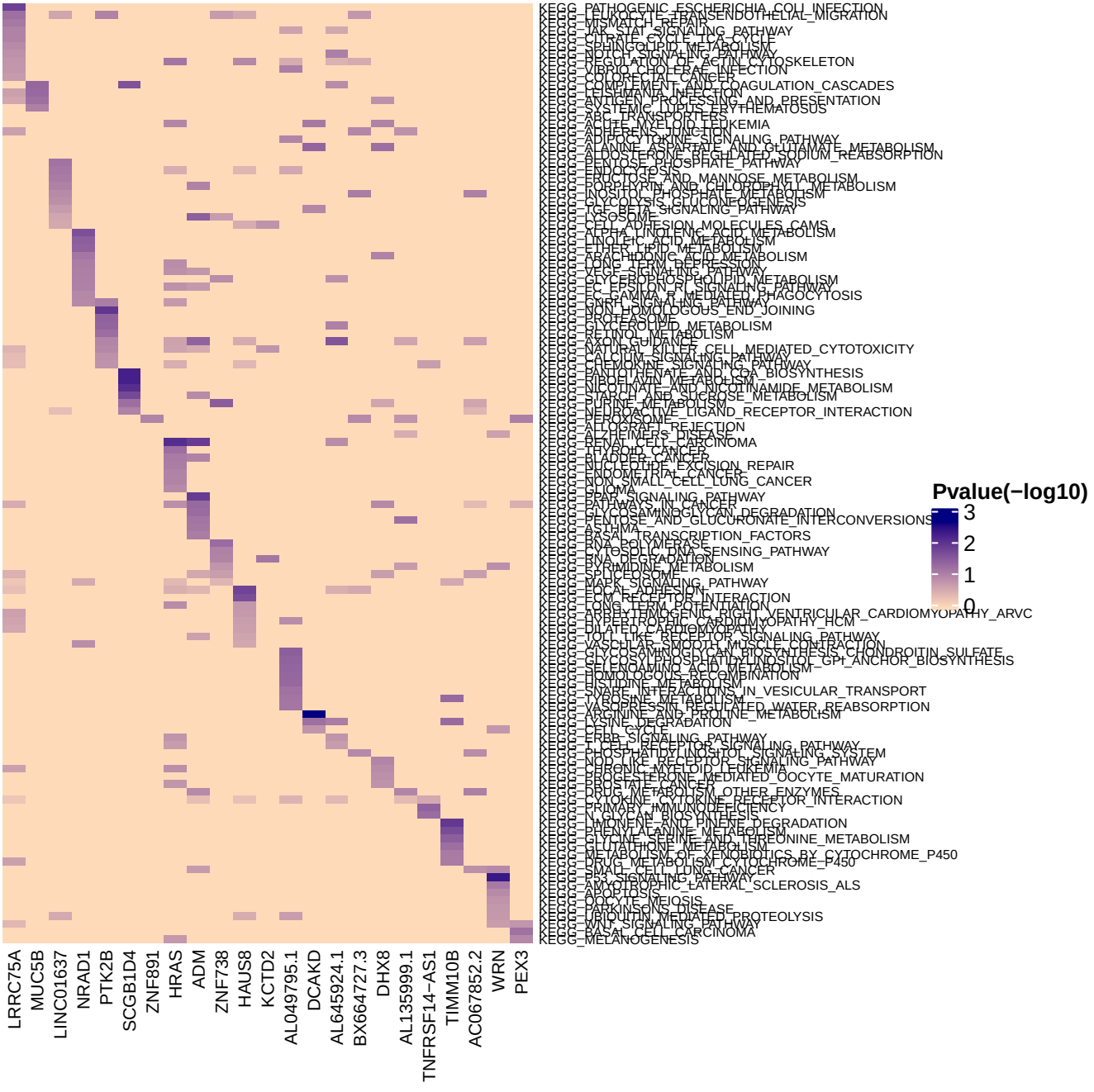
KEGG_PATHOGENIC_ESCHERICHIA_COLI_INFECTION
KEGG_LEUKOCYTE_TRANSENDOTHELIAL_MIGRATION
KEGG_MISMATCH_REPAIR
KEGG_JAK_STAT_SIGNALING_PATHWAY
KEGG_CITRATE_CYCLE_TCA_CYCLE
KEGG_ARACHIDONIC_ACID_METABOLISM
KEGG_NOTCH_SIGNALING_PATHWAY
KEGG_REGULATION_OF_ACTIN_CYTOSKELETON
KEGG_VIBRIO_CHOLERAE_INFECTION
KEGG_COLORECTAL_CANCER
KEGG_COMPLEMENT_AND_COAGULATION_CASCADES
KEGG_LEISHMANIA_INFECTION
KEGG_ANTIGEN_PROCESSING_AND_PRESENTATION
KEGG_SYSTEMIC_LUPUS_ERYTHEMATOSUS
KEGG_ABC_TRANSPORTERS
KEGG_ACUTE_MYELOID_LEUKEMIA
KEGG_ADHERENS_JUNCTION
KEGG_ADIPOCYTOKINE_SIGNALING_PATHWAY
KEGG_ALANINE_ASPARTATE_AND_GLUTAMATE_METABOLISM
KEGG_ALDOSTERONE_REGULATED_SODIUM_REABSORPTION
KEGG_INOSITOL_PHOSPHATE_PATHWAY
KEGG_ENDOCYTOSIS
KEGG_FRUCTOSE_AND_MANNOSE_METABOLISM
KEGG_PORPHYRIN_AND_CHLOROPHYLL_METABOLISM
KEGG_INOSITOL_PHOSPHATE_METABOLISM
KEGG_GLYCOLYSIS_GLUCONEOGENESIS
KEGG_TGF_BETA_SIGNALING_PATHWAY
KEGG_LYSOSOME
KEGG_CELL_ADHESION_MOLECULES_CAMS
KEGG_ALPHA_LINOLENIC_ACID_METABOLISM
KEGG_LINOLEIC_ACID_METABOLISM
KEGG_ETHER_LIPID_METABOLISM
KEGG_ARACHIDONIC_ACID_METABOLISM
KEGG_LONG_TERM_DEPRESSION
KEGG_VEGF_SIGNALING_PATHWAY
KEGG_GLYCEROPHOSPHOLIPID_METABOLISM
KEGG_FC_EPSILON_RI_SIGNALING_PATHWAY
KEGG_FC_GAMMA_R_MEDIATED_PHAGOCYTOSIS
KEGG_WNT_SIGNALING_PATHWAY
KEGG_NON_HOMOLOGOUS_END_JOINING
KEGG_PROTEASOME
KEGG_GLYCEROLIPID_METABOLISM
KEGG_RETINOL_METABOLISM
KEGG_AXON_GUIDANCE
KEGG_NATURAL_KILLER_CELL_MEDIATED_CYTOTOXICITY
KEGG_CALCIUM_SIGNALING_PATHWAY
KEGG_CHEMOKINE_SIGNALING_PATHWAY
KEGG_PANTOTHENATE_AND_COA_BIOSYNTHESIS
KEGG_RIBOFLAVIN_METABOLISM
KEGG_NICOTINATE_AND_NICOTINAMIDE_METABOLISM
KEGG_STARCH_AND_SUCROSE_METABOLISM
KEGG_PURINE_METABOLISM
KEGG_NEUROACTIVE_LIGAND_RECEPTOR_INTERACTION
KEGG_PEROXISOME
KEGG_ALLOGRAFT_REJECTION
KEGG_ALZHEIMERS_DISEASE
KEGG_RENAL_CELL_CARCINOMA
KEGG_THYROID_CANCER
KEGG_BLADDER_CANCER
KEGG_NUCLEOTIDE_EXCISION_REPAIR
KEGG_ENDOMETRIAL_CANCER
KEGG_NON_SMALL_CELL_LUNG_CANCER
KEGG_GLIOMA
KEGG_PPAR_SIGNALING_PATHWAY
KEGG_PATHWAYS_IN_CANCER
KEGG_GLYCOSAMINOGLYCAN_DEGRADATION
KEGG_PENTOSE_AND_GLUCURONATE_INTERCONVERSIONS
KEGG_ASTHMA
KEGG_BASAL_TRANSCRIPTION_FACTORS
KEGG_DNA_POLYMERASE
KEGG_CYTOSOLIC_DNA_SENSING_PATHWAY
KEGG_RNA_DEGRADATION
KEGG_PYRIMIDINE_METABOLISM
KEGG_SPLICEOSOME
KEGG_MAPK_SIGNALING_PATHWAY
KEGG_CELL_ADHESION
KEGG_ECM_RECEPTOR_INTERACTION
KEGG_LONG_TERM_POTENTIATION
KEGG_ARRHYTHMOGENIC_RIGHT_VENTRICULAR_CARDIOMYOPATHY_ARVC
KEGG_HYPERTROPHIC_CARDIOMYOPATHY_HCM
KEGG_DILATED_CARDIOMYOPATHY
KEGG_TOLL_LIKE_RECEPTOR_SIGNALING_PATHWAY
KEGG_VASCULAR_SMOOTH_MUSCLE_CONTRACTION
KEGG_GLYCOSAMINOGLYCAN_BIOSYNTHESIS_CHONDROITIN_SULFATE
KEGG_GLYCOSYLPHOSPHATIDYLINOSITOL_GPI_ANCHOR_BIOSYNTHESIS
KEGG_SELENOAMINO_ACID_METABOLISM
KEGG_HOMOLOGOUS_RECOMBINATION
KEGG_HISTIDINE_METABOLISM
KEGG_SNARE_INTERACTIONS_IN_VESICULAR_TRANSPORT
KEGG_TYROSINE_METABOLISM
KEGG_VASOPRESSIN_REGULATED_WATER_REABSORPTION
KEGG_ARGININE_AND_PROLINE_METABOLISM
KEGG_LYSINE_DEGRADATION
KEGG_CELL_CYCLE
KEGG_ERBB_SIGNALING_PATHWAY
KEGG_T_CELL_RECEPTOR_SIGNALING_PATHWAY
KEGG_PHOSPHATIDYLINOSITOL_SIGNALING_SYSTEM
KEGG_NOD_LIKE_RECEPTOR_SIGNALING_PATHWAY
KEGG_CHRONIC_MYELOID_LEUKEMIA
KEGG_PROGESTERONE_MEDIATED_OOCYTE_MATURATION
KEGG_PROSTATE_CANCER
KEGG_DRUG_METABOLISM_OTHER_ENZYMES
KEGG_CYTOKINE_CYTOKINE_RECEPTOR_INTERACTION
KEGG_PRIMARY_IMMUNODEFICIENCY
KEGG_N_GLYCAN_BIOSYNTHESIS
KEGG_TYROSINE_AND_PHENYLALANINE_DEGRADATION
KEGG_PHENYLALANINE_METABOLISM
KEGG_GLYCINE_SERINE_AND_THREONINE_METABOLISM
KEGG_GLUTATHIONE_METABOLISM
KEGG_METABOLISM_OF_XENOBIOTICS_BY_CYTOCHROME_P450
KEGG_DRUG_METABOLISM_CYTOCHROME_P450
KEGG_SMALL_CELL_LUNG_CANCER
KEGG_P53_SIGNALING_PATHWAY
KEGG_AMYOTROPHIC_LATERAL_SCLEROSIS_ALS
KEGG_APOPTOSIS
KEGG_OOCYTE_MEIOSIS
KEGG_PARKINSONS_DISEASE
KEGG_UBIQUITIN_MEDIATED_PROTEOLYSIS
KEGG_WNT_SIGNALING_PATHWAY
KEGG_BASAL_CELL_CARCINOMA
KEGG_MELANOGENESIS
LRRC75A
MUC5B
LINC01637
NRAD1
PTK2B
SCGB1D4
ZNF891
HRAS
ADM
ZNF738
HAUS8
KCTD2
AL049795.1
DCAKD
AL645924.1
BX664727.3
DHX8
AL135999.1
TNFRSF14-AS1
TIMM10B
AC067852.2
WRN
PEX3
Pvalue(−log10)
3
2
1
0

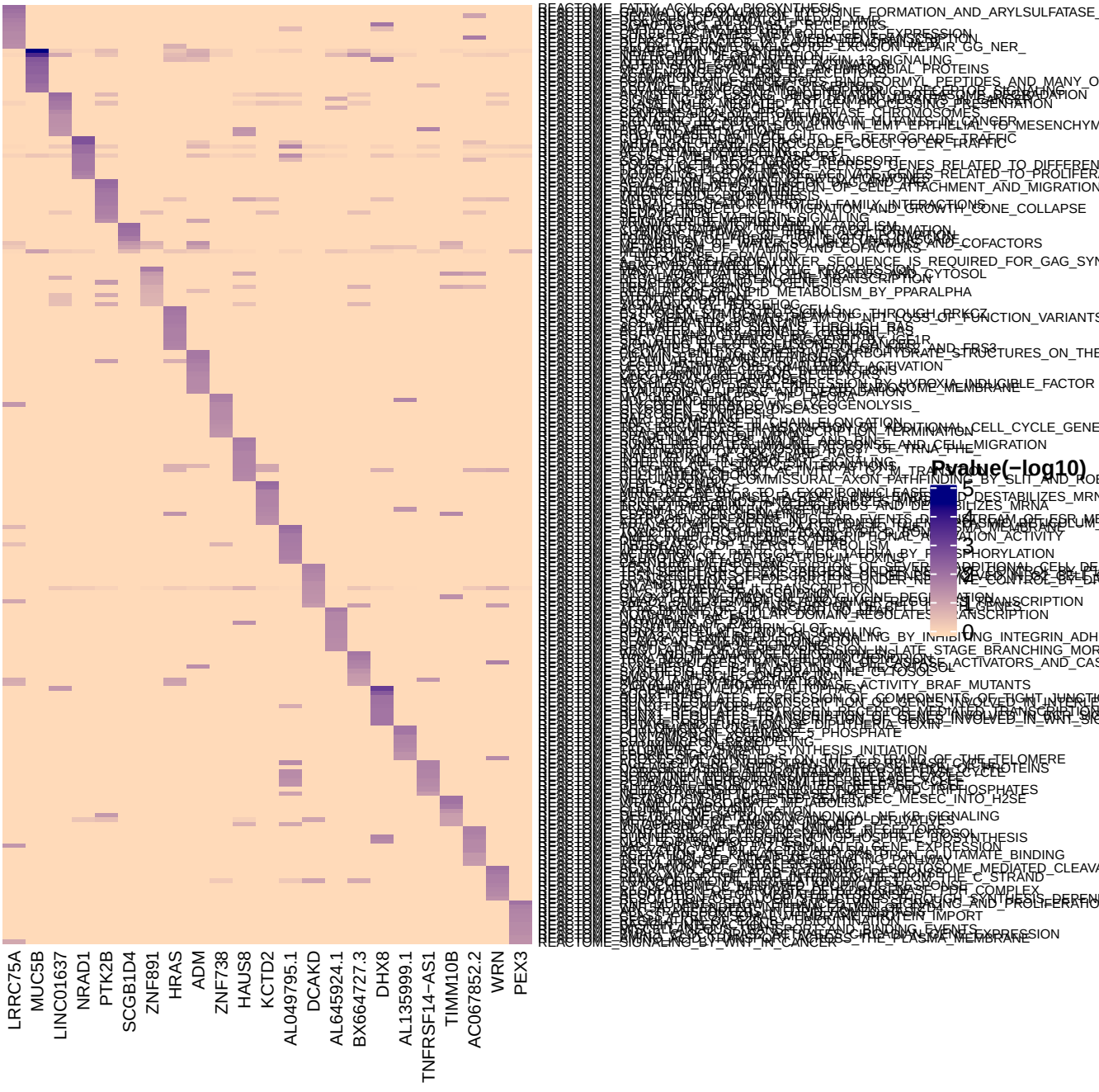
LRRC75A
MUC5B
LINC01637
NRAD1
PTK2B
SCGB1D4
ZNF891
HRAS
ADM
ZNF738
HAUS8
KCTD2
AL049795.1
DCAKD
AL645924.1
BX664727.3
DHX8
AL135999.1
TNFRSF14−AS1
TIMM10B
AC067852.2
WRN
PEX3
REACTOME_FATTY_ACYL_COA_BIOSYNTHESIS
REACTOME_ARYLSULFATASE_FORMATION_AND_ARYLSULFATASE_
REACTOME_PEPTIDES_AND_PROTEINS_BIND_FORMYL_PEPTIDES_AND_MANY_O
REACTOME_NUCLEOTIDE_EXCISION_REPAIR_DG_NER_
REACTOME_SIGNALING_BY_INTERLEUKIN_13_SIGNALING
REACTOME_ADHESION_AND_PENETRATION_BY_ENTEROBACTERIAL_PROTEINS
REACTOME_ACTIVATION_OF_GENES_BY_ACTIVATED_NOTCH_RECEPTOR_PRECURSORS
REACTOME_CLASS_I_MHC_MEDIATED_ANTIGEN_PROCESSING_PRESENTATION
REACTOME_CONDENSATION_OF_PROMETAPHASE_CHROMOSOMES
REACTOME_SIGNALING_BY_RECEPTOR_TYROSINE_KINASES
REACTOME_SIGNALING_BY_TGF_BETA_FAMILY_MEMBERS
REACTOME_COPI_DEPENDENT_TRANSPORT_FROM_GOLGI_TO_ER_RETROGRADE_TRAFFIC
REACTOME_COPII_MEDIATED_VESICLE_TRANSPORT_GOLGI_TO_ER_TRAFFIC
REACTOME_RETROGRADE_TRANSPORT_
REACTOME_CELL_CYCLE_CHECKPOINTS_
REACTOME_PROLIFERATION_INDUCED_ADHESION_MOLECULES_RELATED_TO_PROLIFER
REACTOME_SIGNALING_BY_NOTCH_
REACTOME_CELL_CELL_COMMUNICATION_
REACTOME_CELL_JUNCTION_ORGANIZATION_
REACTOME_CELL_CELL_JUNCTION_ASSEMBLY_
REACTOME_ADHERENS_JUNCTION_INTERACTIONS_
REACTOME_ACTIVATION_OF_CELL_ADHESION_MOLECULES_CAMS_
REACTOME_ACTIVATION_OF_RHO_GTPASES_ON_E_CADHERIN_
REACTOME_ADHERENS_JUNCTION_ASSEMBLY