

cluster


- 0
- 1
- 2
- 3
- 4
- 5
- 6
- 7
- 8
- 9
- 10
- 11




nmf

- m_CPB1
- m_HLA_B
- m_SLC39A6
- m_MGP
- m_KRT14
- m_CRISP3
- m_CXCL14
- m_APOC1
- m_TRBC2
- m_IGLC2
- m_COL1A1
- m_FABP4
- m_MALAT1
- m_ACTA2
- m_VWF
- m_COL4A1

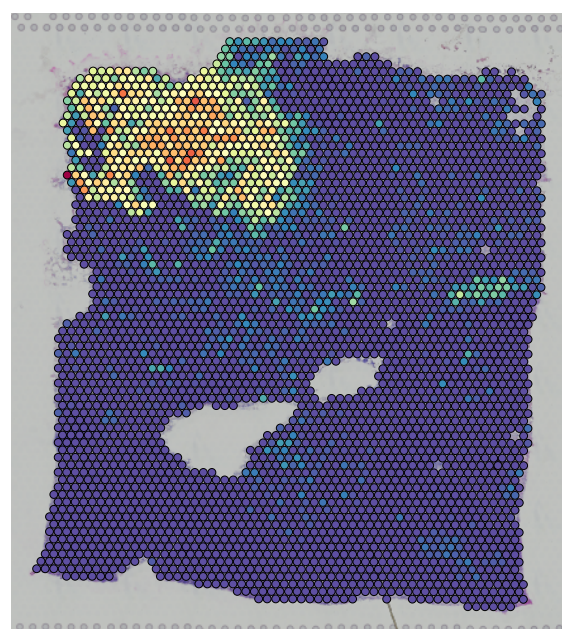
m_CPB1 0 200 400 600




m_HLA_B 0 200 400 600



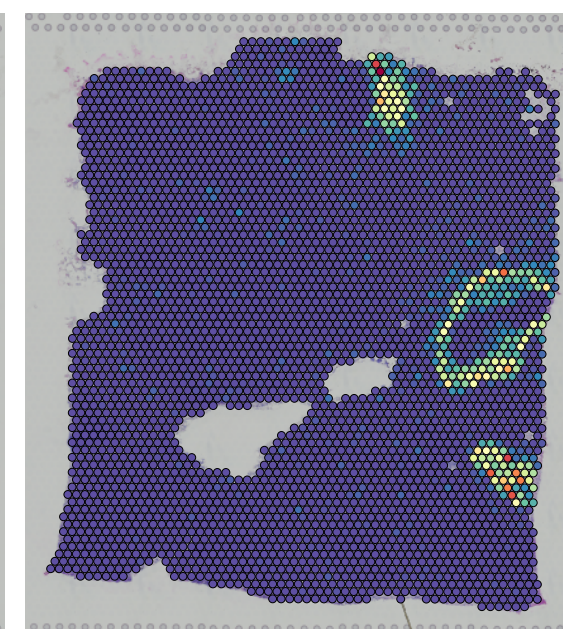
m_SLC39A6 0 200 400 600




m_MGP 0 200 400 600 800




m_KRT14 0 500 1000




m_CRISP3 0 200 400 600



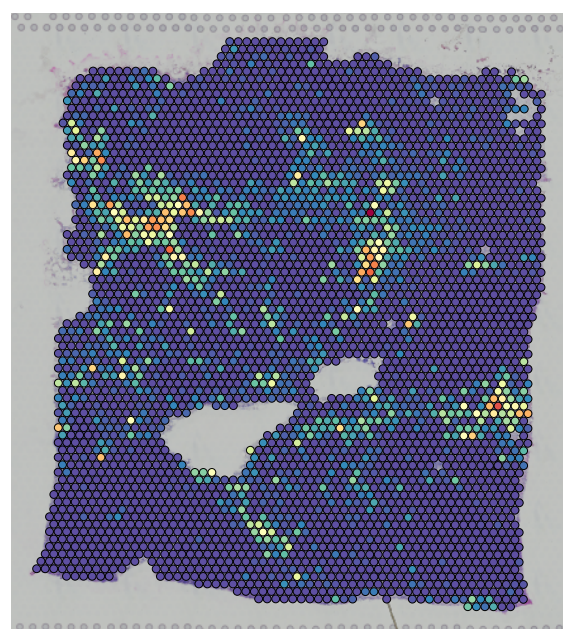
m_CXCL14 0 200 400 600




m_ENO1 0 200 400 600




m_APOC1 0 250 500 750 1000




m_TRBC2 0 1000 2000 3000




m_IGLC2 0 250 500 750 1000



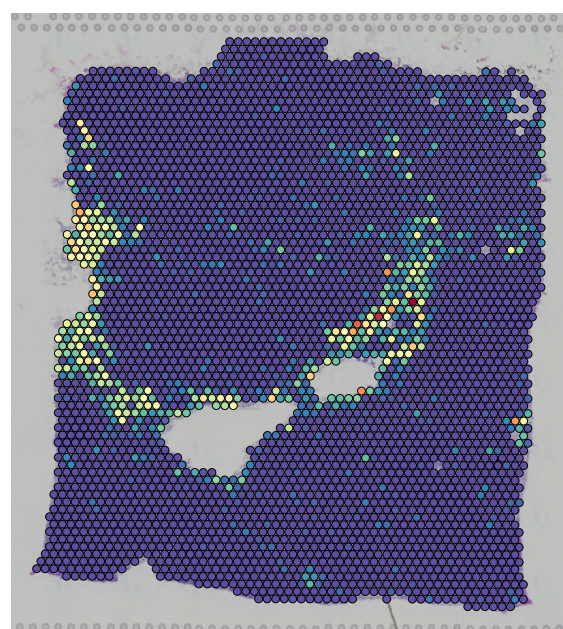
m_COL1A1 0 500 1000 1500




m_TPSB2 0 100 200 300 400 500




m_FABP4 0 250 500 750




m_MALAT1 0 250 500 750 1000 250




m_SLIT2 0 200 400 600 800



m_ACTA2 0 500 1000 1500



m_VWF 0 500 1000 1500



m_COL4A1 0 250 500 750

